

# Diy Purse Gift Box

Angie Pyjas

817-975-3141

[stampingwithamore@gmail.com](mailto:stampingwithamore@gmail.com)

<http://www.stampingwithamore.com>



## Lemon- Lime Twist Cardstock for the Purse

Cut two of the largest circles from the Stampin'up Layering Circle Dies.

Cut two of the largest circles from the Glorious Gingham Designer Series Paper and glue them to the Lemon-Lime Twist Circles.

Cut 1/2" off the top and bottom of the circles as shown in the video.

Cut Lemon-Lime Twist cardstock at 6-1/4" x 2" for the inside of the box.

Score on the 6-1/4" side at 2" and 4-1/4" Or 2" on each end.

Score on the 2" side at 1/2" and 1-1/2" Or 1/2" on each end.

Lemon-Lime Twist for Handle 1/2" x 7".

# Diy Purse Gift Box

Angie Pyjas

817-975-3141

[stampingwithamore@gmail.com](mailto:stampingwithamore@gmail.com)

<http://www.stampingwithamore.com>




Layering Circles  
Dies - 151770

Add to Cart



Wonderful  
Thoughts Bundle  
(English) - 161494

Add to Cart



Scalloped  
Contours Dies -  
155560

Add to Cart




Paper Florist Dies -  
161284

Add to Cart



Glorious Gingham  
6" X 6" (15.2 X  
15.2 Cm) Designer  
Series Paper -  
163170

Add to Cart



Lemon Lime Twist  
8-1/2" X 11"  
Cardstock -  
144245

Add to Cart



Basic White 8-1/2"  
X 11" Cardstock -  
159276

Add to Cart



Ribbon Duo  
Combo Pack -  
161318

Add to Cart




Daffodil Delight 8-  
1/2" X 11"  
Cardstock -  
119683

Add to Cart




Melon Mambo 8-  
1/2" X 11"  
Cardstock -  
115320

Add to Cart



Berry Burst 8-1/2"  
X 11" Cardstock -  
144243

Add to Cart



Garden Green 8-  
1/2" X 11"  
Cardstock -  
102584

Add to Cart



Vellum 8-1/2" X  
11" Cardstock -  
101856

Add to Cart



Stampin' Trimmer -  
126889

Add to Cart