

# DIY ELEGANT CHRISTMAS GIFT BOX

Angie Pyjas  
817-975-3141

[ash2jay@aol.com](mailto:ash2jay@aol.com)

<http://www.stampingwithamore.com>



BASIC WHITE CARDSTOCK FOR BOX BOTTOM 8" X 8".

CUT A SMIDGE OFF (APPROXIMATELY 1/16") AND SCORE 2" ON ALL FOUR SIDES.

REAL RED CARDSTOCK FOR BOX TOP 6" X 6".

SCORE 1" ON ALL FOUR SIDES.

PAINTED CHRISTMAS 12" X 12" DESIGNER SERIES PAPER FOR MATTING TOP SIDES AND BOTTOM SIDES OF BOX.

CUT 4 PIECES AT 1-7/8" X 3-3/4" FOR THE TOP SIDES OF BOX OR YOU CAN CUT IT A BIT LARGER AT 3-7/8" IF YOU PREFER TO COVER MORE OF CARDSTOCK.

CUT 4 PIECES 7/8" X 3-7/8" FOR BOTTOM SIDES OF BOX.

# DIY ELEGANT CHRISTMAS GIFT BOX

Angie Pyjas  
817-975-3141

[ash2jay@aol.com](mailto:ash2jay@aol.com)

<http://www.stampingwithmore.com>




[Christmas Season Bundle \(English\) - 156801](#)

Add to Cart



[Heartfelt Wishes Cling Stamp Set \(English\) - 156541](#)

Add to Cart



[Encircled In Beauty Dies - 155546](#)

Add to Cart




[Painted Christmas 12" X 12" \(30.5 X 30.5 Cm\) Designer Series Paper - 156292](#)

Add to Cart




[Gold 3/8" \(1 Cm\) Shimmer Ribbon - 156470](#)

Add to Cart



[Basic White 8-1/2" X 11" Thick Cardstock - 159229](#)

Add to Cart



[Real Red 8-1/2" X 11" Cardstock - 102482](#)

Add to Cart



[Real Red Classic Stampin' Pad - 147084](#)

Add to Cart



[Evening Evergreen Classic Stampin' Pad - 155576](#)

Add to Cart



[Soft Succulent Classic Stampin' Pad - 155778](#)

Add to Cart



[Crumb Cake Classic Stampin' Pad - 147116](#)

Add to Cart



[Soft Suede Classic Stampin' Pad - 147115](#)

Add to Cart



[Tuxedo Black Memento Ink Pad - 132708](#)

Add to Cart



[Stampin' Dimensionals - 104430](#)

Add to Cart



[Simply Scored Scoring Tool - 122334](#)

Add to Cart

# DIY ELEGANT CHRISTMAS GIFT BOX

Angie Pyjas

817-975-3141

[ash2jay@aol.com](mailto:ash2jay@aol.com)

<http://www.stampingwithamore.com>



[Stampin' Cut & Emboss Machine - 149653](#)

Add to Cart