

Let's Monkey Around and MAKE This Adorable Diy Treat Holder.

Angie Pyjas
817-975-3141

stampingwithamore@gmail.com
<http://www.stampingwithamore.com>



Asure Afternoon Cardstock 7" x 7-1/2".

Score on the 7-1/2" side at 5" and 5-1/2".

Score on the 7" side at 1/2" and 6-1/2".

Brights Collection 6x6 Designer Series Paper for Matting.

Cut one piece at 1-7/8" x 5-7/8".

Cut one piece at 5-3/4" x 4".

Let's Monkey Around and MAKE This Adorable Diy Treat Holder.

Angie Pyjas
817-975-3141

stampingwithamore@gmail.com
<http://www.stampingwithamore.com>




Little Monkey
Photopolymer
Stamp Set
(English) - 161372

Add to Cart




Little Monkey
Bundle (English) -
161379

Add to Cart



Stylish Shapes
Dies - 159183

Add to Cart




Basic Borders Dies
- 155558

Add to Cart



Azure Afternoon 8-
1/2" X 11"
Cardstock -
161719

Add to Cart



Basic White 8-1/2"
X 11" Cardstock -
159276

Add to Cart



Brights 6" X 6"
(15.2 X 15.2 Cm)
Designer Series
Paper - 161643

Add to Cart



Crumb Cake
Stampin' Blends
Combo Pack -
154882

Add to Cart



Daffodil Delight
Stampin' Blends
Combo Pack -
154883

Add to Cart



Lemon Lime Twist
Stampin' Blends
Combo Pack -
161682

Add to Cart



Pecan Pie
Stampin' Blends
Combo Pack -
161674

Add to Cart



Bubble Bath
Stampin' Blends
Combo Pack -
161675

Add to Cart



Stampin' Seal+ -
149699

Add to Cart



Stampin'
Dimensionals -
104430

Add to Cart



Simply Scored
Scoring Tool -
122334

Add to Cart

Add All to Cart