

# The Story Behind the Card


## Country Livin' Paisley and Posies

Christy Frank

(530) 681-8122

[stampnpaperjunkie@gmail.com](mailto:stampnpaperjunkie@gmail.com)

[www.stamp-n-paperjunkie.com](http://www.stamp-n-paperjunkie.com)



### Cut List:

- Card base - Basic Black 5 ½" x 8 ½", scored at 4 ¼"
- Background - Cherry Cobbler 4" X 5 ¼"
- Basic Black CS - 3" square for circle mat
- Watercolor Paper - 2 ¾" square for boots
- Strip of Wood DSP – 5/8" x 5 ¼"

### Stamping/Inking/Coloring:

- Paisley images stamped Basic Black Archival ink in random pattern on Cherry Cobbler CS
- Used White Gel Pen to accent Paisley
- Country Livin' boot image stamped in Basic Black Archival
- Colored with an Aqua Painter using Soft Suede for the Boots, a mix of Soft Suede and Basic Gray for boot sole and heel and Smoky Slate to shade under boot
- Truly Tailored Dad sentiment and cravat icon stamped in Basic Black Archival on wood DSP strip
- Soft Suede ink dabbed on stitches of the stitched circle die before die cutting the boot image
- Wood DSP inked around edges lightly with Early Espresso

### Assembly:

- Adhere Wood DSP strip to paisley background about 3/4" from top using snail
- Adhere paisley background to card base using dimensionals
- Adhere boots to black mat using snail
- Adhere assembled boot to card using dimensionals

# The Story Behind the Card

## Country Livin' Paisley and Posies

Christy Frank

(530) 681-8122

[stampnpaperjunkie@gmail.com](mailto:stampnpaperjunkie@gmail.com)

[www.stamp-n-paperjunkie.com](http://www.stamp-n-paperjunkie.com)

### *Embellish:*

- Loop Linen Thread 3-4 times and tie a single knot to form a lasso
  - Attach lasso to card using glue dots
- 



[Paisleys & Posies](#)  
[Photopolymer Stamp](#)

[Set](#)

142196

Price: \$21.00



[Country Livin' Clear-](#)  
[Mount Stamp Set](#)

141925

Price: \$15.00



[Truly Tailored Clear-](#)  
[Mount Stamp Set](#)

145735

Price: \$20.00



[Basic Black 8-1/2" X](#)  
[11" Cardstock](#)

121045

Price: \$8.00

# The Story Behind the Card

## Country Livin' Paisley and Posies

Christy Frank

(530) 681-8122

[stampnpaperjunkie@gmail.com](mailto:stampnpaperjunkie@gmail.com)

[www.stamp-n-paperjunkie.com](http://www.stamp-n-paperjunkie.com)



[Cherry Cobbler 12" X 12" \(30.5 X 30.5 Cm\)](#)

[Cardstock\\*](#)

144646

Price: \$11.00



[Watercolor Paper](#)

122959

Price: \$5.00



[Basic Black Archival Stampin' Pad](#)

140931

Price: \$7.00



[Soft Suede Classic Stampin' Pad](#)

126978

Price: \$6.50



[Basic Gray Archival Stampin' Pad](#)

140932

Price: \$7.00



[Smoky Slate Classic Stampin' Pad](#)

131179

Price: \$6.50



[Early Espresso Classic Stampin' Pad](#)

126974

Price: \$6.50



[White Stampin' Chalk Marker](#)

132133

Price: \$3.50

# The Story Behind the Card

## Country Livin' Paisley and Posies

Christy Frank

(530) 681-8122

[stampnpaperjunkie@gmail.com](mailto:stampnpaperjunkie@gmail.com)

[www.stamp-n-paperjunkie.com](http://www.stamp-n-paperjunkie.com)



[Aqua Painters](#)

103954


Price: \$17.00



[Sponge Daubers](#)

133773


Price: \$5.00



[Layering Circle Framelits Dies](#)

141705

Price: \$35.00



[Stitched Shapes Framelits Dies](#)

145372

Price: \$30.00



[Linen Thread](#)

104199

Price: \$4.50



[Snail Adhesive](#)

104332

Price: \$7.00



[Stampin' Dimensionals](#)

104430

Price: \$4.00



[Mini Glue Dots](#)

103683

Price: \$5.25