

You're too Kind Card with Stampin' Up Wanted to Say Dies!

Stesha Bloodhart

7154976313

Stesha@stampinhoot.com

stampinhoot.com



card tutorial: *You're too Kind Card with Stampin' Up wanted to say dies!*

1. Begin with a 4 1/4 x 11 piece of Basic Black Cardstock. Score and fold at 5 1/2 (portrait style card).
2. Layer and adhere a 3 3/4 x 5 piece of Sweet Days of Autumn Designer Series Paper to a 4 x 5 1/4 piece of Cajun Craze cardstock, together and to the card base with Multipurpose Liquid Glue.
3. Double wrap a 4 x 2 1/4 piece of Petal Pink Cardstock with Cajun Craze Natural Tones Linen Thread, securing to the back of the cardstock with Stampin' Seal. Adhere to the card with Multipurpose Liquid Glue.
4. Adhere a 3 1/4 square of Basic Black Cardstock as shown with Multipurpose Liquid Glue.
5. Tie two bows of Cajun Craze Natural Tones Linen Thread and adhere as shown with Mini Glue Dots.

You're too Kind Card with Stampin' Up Wanted to Say Dies!

Stesha Bloodhart
7154976313

Stesha@stampinhoot.com
stampinhoot.com

HOOT-A-RIFIC color combinations

stampinhoot.com



5. Use a Stampin' Cut & Emboss Machine along with the Golden Greenery frond die to crop three Basic White fronds. Color them with Cajun Craze, Calypso Coral and Petal Pink Stampin' Blends Combo Packs.
6. Adhere together with Multipurpose Liquid Glue, creating a slight curve as shown.
7. Adhere to the card with Stampin' Dimensionals.
8. Use Paper Snips to trim any fronds pieces that look out of place or hang too far over.
9. Crop Petal Pink and Basic Black Cardstock with a Stampin' Cut & Emboss Machine (Standard or Mini) and the two Stampin' Up! Wanted to Say Dies (die-cut words and coordinating drop shadow). Adhere together with Multipurpose Liquid Glue and to the card with Mini Stampin' Dimensionals.
10. Embellish as shown with Calypso Coral Ombre Matte Decorative Dots.

click to
shop online

You're too Kind Card with Stampin' Up Wanted to Say Dies!

Stesha Bloodhart
7154976313
Stesha@stampinhoot.com
stampinhoot.com



[Wanted to Say Dies - 161594](#)

Price: \$39.00



[Golden Greenery Dies - 164116](#)

Price: \$39.00



[Sweet Days Of Autumn 12" X 12" \(30.5 X 30.5 Cm\) Designer Series Paper - 166498](#)

Price: \$12.50



[Bone Folder - 102300](#)

Price: \$8.00



[Multipurpose Liquid Glue - 110755](#)

Price: \$6.00




[Paper Snips Scissors - 103579](#)

Price: \$12.00



[Paper Trimmer - 152392](#)

Price: \$28.00



[Stampin' Cut & Emboss Machine - 149653](#)

Price: \$130.00



[Mini Stampin' Cut & Emboss Machine - 150673](#)

Price: \$66.00




[Stampin' Dimensionals - 104430](#)

Price: \$4.25




[Natural Tones Linen Thread - 164071](#)

Price: \$9.00




[Ombre Matte Decorative Dots - 161448](#)

Price: \$8.00



[Basic Black 8-1/2" X 11" Cardstock - 121045](#)

Price: \$11.50



[Petal Pink 8-1/2" X 11" Cardstock - 146985](#)

Price: \$11.50




[Cajun Craze 8-1/2" X 11" Cardstock - 119684](#)

Price: \$11.50

You're too Kind Card with Stampin' Up Wanted to Say Dies!

Stesha Bloodhart
7154976313

Stesha@stampinhoot.com
stampinhoot.com



[Basic White 8-1/2"
X 11" Cardstock -
159276](#)

Price: \$13.00



[Cajun Craze
Stampin' Blends
Combo Pack -
154879](#)

Price: \$11.00



[Calypso Coral
Stampin' Blends
Combo Pack -
154881](#)

Price: \$11.00



[Petal Pink
Stampin' Blends
Combo Pack -
154893](#)

Price: \$11.00