

Lovely Lattice Birthday Card

Stesha Bloodhart
Stesha@stampinhoot.com
www.stampinhoot.com



1. Use a Stampin' Trimmer to cut a 4 1/4 x 11 card base of Whisper White Thick Cardstock. Score and fold at 5 1/2.
2. Cut a piece of Garden Impressions 6x6 Designer Series Paper to 4 x 5 1/4. Adhere with Stampin' Dimensionals.
3. Cut a piece of Whisper White Cardstock to 3 5/8 x 4 7/8. Adhere with Snail Adhesive.
4. Layer and adhere with Snail Adhesive a 3 1/2 x 4 3/4 piece of Whisper White Cardstock that has been flicked with a Soft Suede Stampin' Write Marker to a 3 9/16 x 4 13/16 piece of Soft Suede Cardstock. Adhere to the card with Stampin' Dimensionals.
5. With a Stamparatus, stamp the image in Tuxedo Black Memento Ink onto Whisper White Thick Cardstock, twice. Color the entire image and a large flower on the second, with the following Stampin' Blends: Light & Dark Crumb Cake, Dark Soft Suede, Light & Dark Daffodil Delight, Light & Dark Mango Melody, Light & Dark Pumpkin Pie, Light Cajun Craze, Light & Dark Granny Apple Green, and Light Mossy Meadow.

Lovely Lattice Birthday Card

Stesha Bloodhart
Stesha@stampinhoot.com
www.stampinhoot.com

6. Snip the entire image & the large flower with a Paper Snips. Adhere the large flower over the top the same image with Stampin' Dimensionals.
7. Cut a 5 piece of the 3/16 Braided Linen Trim. Pull apart to mimic the look of lattice. Adhere to the card as shown with Snail Adhesive.
8. Adhere the floral image with Stampin' Dimensionals.
9. Zip the "birthday" die (Well Written Framelits Dies) through the Big Shot with Soft Suede Cardstock. Adhere to the card with Multipurpose Liquid Glue.
10. Stamp the "Happy" (Well Said Stamp Set) in Soft Suede Ink onto Whisper White Cardstock. Snip with a Paper Snips. Adhere with Mini Stampin' Dimensionals.
11. Add three Mango Melody Enamel Dots (Best Route Enamel Shapes) to the card for just the right touch.



Stesha



Lovely Lattice Birthday Card

Stesha Bloodhart
Stesha@stampinhoot.com
www.stampinhoot.com



[Lovely Lattice Cling Stamp Set](#)

149730

Price: \$0.00



[Well Said Cling Bundle](#)

150609

Price: \$76.50



[Well Said Cling Stamp Set](#)

148796

Price: \$45.00



[Whisper White 8-1/2" X 11" Thick Cardstock](#)

140272

Price: \$7.75



[Garden Impressions 6" X 6" \(15.2 X 15.2 Cm\) Designer Series Paper](#)

146289


Price: \$11.00



[Whisper White 8-1/2" X 11" Cardstock](#)

100730

Price: \$9.75



[Soft Suede 8-1/2" X 11" Cardstock](#)

115318

Price: \$8.50



[Stamparatus](#)

146276

Price: \$49.00

Lovely Lattice Birthday Card

Stesha Bloodhart
Stesha@stampinhoot.com
www.stampinhoot.com



Tuxedo Black
Memento Ink Pad

132708

Price: \$6.00



Big Shot

143263


Price: \$110.00



Magnetic Platform

130658

Price: \$40.00



Well Written Framelits
Dies

148534

Price: \$40.00



3/16" (1 Cm) Braided
Linen Trim

147808

Price: \$7.00



Soft Suede Classic
Stampin' Pad

147115

Price: \$7.50



Daffodil Delight
Stampin' Blends
Markers Combo Pack

144603

Price: \$9.00



Mango Melody
Combo Pack Stampin'
Blends

147945

Price: \$9.00

Lovely Lattice Birthday Card

Stesha Bloodhart
Stesha@stampinhoot.com
www.stampinhoot.com



[Pumpkin Pie Stampin' Blends Markers Combo Pack](#)

144599
Price: \$9.00



[Cajun Craze Light Stampin' Blends](#)

147907
Price: \$4.50



[Granny Apple Green Stampin' Blends Markers Combo Pack](#)

147274
Price: \$9.00



[Mossy Meadow Light Stampin' Blends Marker](#)

148545
Price: \$4.50




[Light Soft Suede Stampin' Blends Marker](#)

146874
Price: \$4.50



[Crumb Cake Stampin' Blends Markers Combo Pack](#)

144601
Price: \$9.00



[Best Route Enamel Shapes](#)

146900
Price: \$7.00



[Stampin' Trimmer](#)

126889
Price: \$30.00

Lovely Lattice Birthday Card

Stesha Bloodhart
Stesha@stampinhoot.com
www.stampinhoot.com



[Paper Snips](#)

103579

Price: \$10.00



[Snail Adhesive](#)

104332

Price: \$7.00



[Stampin' Dimensionals](#)

104430

Price: \$4.00



[Mini Stampin' Dimensionals](#)

144108

Price: \$4.00