

# Happy Birthday Card with the Peaceful Dock Bundle

Stesha Bloodhart  
7154976313

[Stesha@stampinhoot.com](mailto:Stesha@stampinhoot.com)  
[stampinhoot.com](http://stampinhoot.com)



1. Begin with a 4 1/4 x 11 piece of Basic White Cardstock. Score and fold at 5 1/2 (portrait style card).
2. Use a Blending Brush to add Misty Moonlight Ink to a 4 x 5 1/4 piece of Basic White Cardstock. I like to blend more on the edges and keep it lighter in the middle.
3. Stamp the following in Early Espresso Classic Ink onto Basic White Cardstock:
  - Take Time to Relax sentiment
  - Happy Birthday sentiment
  - Boat
  - Oars
4. Cut the Happy Birthday sentiment to size.
5. Crop the Take Time to Relax sentiment with a 1 3/4" Circle Punch.
6. Crop a 2nd circle with the 2" Circle Punch. Adhere together with Multipurpose Liquid Glue.

# Happy Birthday Card with the Peaceful Dock Bundle

Stesha Bloodhart  
7154976313

[Stesha@stampinhoot.com](mailto:Stesha@stampinhoot.com)  
[stampinhoot.com](http://stampinhoot.com)



8. Crop the boat and oars with the coordinating Peaceful Dock dies.
9. Color the boat and oars with Crumb Cake and Pecan Pie Stampin' Blends.
10. Dry fit the placement of the boat and oars onto the blended background. Stamp the water ripples in Misty Moonlight ink next to the boat and oars as shown.
11. Adhere the blended layer to the card with Multipurpose Liquid Glue.
12. Adhere the circle sentiment, boat and oars to the blended background with Stampin' Dimensionals.
13. Tie a knot of Crumb Cake Baker's Twine where the oars criss-cross. Adhere the knot to the boat with a Mini Glue Dot.
14. Place a Mini Stampin' Dimensional behind the "y" of the Happy Birthday Sentiment. Adhere the dimensional to the oar. Adhere the sentiment ends to the card with Multipurpose Liquid Glue.
15. Embellish with White Natural Matte Dots.

click to  
**shop online**

# Happy Birthday Card with the Peaceful Dock Bundle

Stesha Bloodhart  
7154976313

[Stesha@stampinhoot.com](mailto:Stesha@stampinhoot.com)  
[stampinhoot.com](http://stampinhoot.com)



[Peaceful Dock Bundle \(English\) - 167141](#)

Price: \$36.00


[Add to Cart](#)



[Bbq Master Bundle \(English\) - 167466](#)

Price: \$39.50


[Add to Cart](#)



[Basic White 8-1/2" X 11" Thick Cardstock - 159229](#)

Price: \$17.00

[Add to Cart](#)



[Basic White 8-1/2" X 11" Cardstock - 166780](#)

Price: \$14.00

[Add to Cart](#)



[Blending Brushes - 153611](#)

Price: \$15.00

[Add to Cart](#)



[Misty Moonlight Classic Stampin' Pad - 153118](#)

Price: \$9.00

[Add to Cart](#)



[Early Espresso Classic Stampin' Pad - 147114](#)

Price: \$9.00

[Add to Cart](#)



[Crumb Cake Stampin' Blends Combo Pack - 154882](#)

Price: \$11.00

[Add to Cart](#)



[Pecan Pie Stampin' Blends Combo Pack - 161674](#)

Price: \$11.00

[Add to Cart](#)



[Paper Trimmer - 152392](#)

Price: \$28.00

[Add to Cart](#)



[Stampin' Cut & Emboss Machine - 149653](#)

Price: \$140.00

[Add to Cart](#)



[Multipurpose Liquid Glue - 110755](#)

Price: \$6.00

[Add to Cart](#)



[Stampin' Dimensionals - 104430](#)

Price: \$4.25


[Add to Cart](#)



[Mini Stampin' Dimensionals - 144108](#)

Price: \$4.25

[Add to Cart](#)



[Natural Matte Dots - 167510](#)

Price: \$8.00

[Add to Cart](#)

# Happy Birthday Card with the Peaceful Dock Bundle

Stesha Bloodhart  
7154976313

[Stesha@stampinhoot.com](mailto:Stesha@stampinhoot.com)  
[stampinhoot.com](http://stampinhoot.com)



[Baker's Twine](#)  
[Essentials Pack -](#)  
[155475](#)

Price: \$11.00

Add to Cart