

Welcome Easter Critter Card

Stesha Bloodhart

715.497.6313

Stesha@stampinhoot.com

<https://stampinhoot.com/>



1. Cut a piece of Whisper White Thick card stock to 4 1/4 x 11. Score and fold at 5 1/2.
2. Crop a piece of Blushing Bride Cardstock using a die-cutting and embossing machine and one of the Stitched So Sweetly scalloped rectangle dies. Cut to 2 in wide and adhere to the card base as shown.
3. Use a Paper Trimmer to cut a piece Whisper White Cardstock to 3 3/4 x 5. Adhere to a 3 13/16 x 5 1/16 piece of Blushing Bride Cardstock with Snail Adhesive. Zip through a die-cutting and embossing machine tucked inside the 3D Subtle Embossing Folder.
4. Use the Medium Daisy Punch to crop notches 3/4" in from the left, on both top and bottom of the embossed pieces. Double wrap with Whisper White Solid Baker's Twine that has been separated to two threads, securing with a bow.
5. Add elements of Blushing Bride Cardstock and 6 x 6 Designer Series Paper to the upper left corner as shown.
6. Cut a 3/8 x 2 3/16 piece of Blushing Bride 6 x 6 Designer Series Paper and adhere it to a piece

Welcome Easter Critter Card

Stesha Bloodhart

715.497.6313

Stesha@stampinhoot.com

<https://stampinhoot.com/>

of Whisper White Cardstock that has been cropped with the largest Stitched So Sweetly label die. Stamp the sentiment in Tuxedo Black Memento Ink as shown. Adhere to the card with Stampin' Dimensionals.

7. Stamp the bunny in Tuxedo Black Memento Ink onto Whisper White Thick Cardstock. Color with the following Stampin' Blends: Light & Dark Smoky Slate, Light & Dark Flirty Flamingo, Color Lifter. Snip with Paper Snips and adhere as shown with Stampin' Dimensionals.

8. Color a Pearl Basic Jewel with a Light Flirty Flamingo Stampin' Blend. Adhere to the bow as shown.



Stesha



Welcome Easter Critter Card

Stesha Bloodhart

715.497.6313

Stesha@stampinhoot.com

<https://stampinhoot.com/>



[Welcome Easter Cling Stamp Set \(English\)](#)

151559

Price: \$20.00

[Add to Cart](#)




[Whisper White 8-1/2" X 11" Thick Cardstock](#)

140272

Price: \$8.25

[Add to Cart](#)




[Blushing Bride 8-1/2" X 11" Cardstock](#)

131198

Price: \$8.75

[Add to Cart](#)



[Subtles 6" X 6" \(15.2 X 15.2 Cm\) Designer](#)

[Series Paper](#)

149615

Price: \$11.50

[Add to Cart](#)



[Stitched So Sweetly Dies](#)

151690

Price: \$32.00

[Add to Cart](#)



[Tuxedo Black Memento Ink Pad](#)

132708

Price: \$6.00

[Add to Cart](#)



[Smoky Slate Stampin' Blends Markers Combo Pack](#)

145058

Price: \$9.00

[Add to Cart](#)



[Flirty Flamingo Stampin' Blends Markers Combo Pack](#)

147278

Price: \$9.00

[Add to Cart](#)

Welcome Easter Critter Card

Stesha Bloodhart

715.497.6313

Stesha@stampinhoot.com

<https://stampinhoot.com/>




[Stampin' Blends Color](#)

[Lifter](#)

144608

Price: \$4.50

[Add to Cart](#)




[Whisper White Solid](#)

[Baker's Twine](#)

124262

Price: \$3.50

[Add to Cart](#)



[Pearl Basic Jewels](#)

144219

Price: \$5.00

[Add to Cart](#)



[3D Embossing Folder](#)

[Plate](#)

149658

Price: \$10.00

[Add to Cart](#)



[Subtle 3D Embossing](#)

[Folder](#)

151775

Price: \$10.00

[Add to Cart](#)



[Medium Daisy Punch](#)

149517

Price: \$16.00

[Add to Cart](#)



[Paper Snips](#)

103579

Price: \$10.00

[Add to Cart](#)



[Snail Adhesive](#)

104332

Price: \$7.00

[Add to Cart](#)

Welcome Easter Critter Card

Stesha Bloodhart

715.497.6313

Stesha@stampinhoot.com

<https://stampinhoot.com/>



[Stampin'
Dimensionals](#)

104430

Price: \$4.00

[Add to Cart](#)



[Paper Trimmer](#)

152392

Price: \$25.00

[Add to Cart](#)



[Tailored Tag Punch](#)

145667

Price: \$18.00

[Add to Cart](#)

[Add All to Cart](#)