

A Basket Full of Joy Hello, Spring Card

with the Easter Basket Bundle

Stesha Bloodhart

7154976313

Stesha@stampinhoot.com

stampinhoot.com



1. Begin with a 4 1/4 x 11 piece of Basic White Cardstock. Score and fold at 5 1/2 (portrait style card).
2. Crop a piece of Basic White Cardstock with the 3 1/2 x 4 1/2 Perennial Postage Die.
3. Tuck the die-cut inside the Forever Plaid 3-D Embossing Folder and zip through a die-cut machine. Adhere to the card with Stampin' Dimensionals.
4. Stamp all images (bunnies, flowers, chick) in Tuxedo Black Memento Ink onto a piece of Basic White Cardstock. Crop with the coordinating Easter Basket dies.
5. Color the images with the following Stampin' Blends Combo Packs: Bubble Bath, Lemon Lolly, Pumpkin Pie Light (beak) and Smoky Slate Light (shadows on bunnies).
6. Stamp the sentiment in Tuxedo Black Memento Ink onto a piece of Basic White Cardstock. Crop with the 1 13/16 x 11/16 Perennial Postage die.

A Basket Full of Joy Hello, Spring Card

with the Easter Basket Bundle

Stesha Bloodhart

7154976313

Stesha@stampinhoot.com

stampinhoot.com



8. Crop the following with the Easter Basket Dies:

- Soft Sea Foam Cardstock: Strips, Grass and Bunting
- Lemon Lolly Cardstock: Strips and Bow
- Bubble Bath Cardstock: Strips
- Basic White Cardstock: Baskets (x4)

9. Weave the strips through the slits of the basket, rotating slits and colors as shown.

10. Adhere the 4 baskets together with Multipurpose Liquid Glue, creating a more 3-D look.

11. Adhere the bow, grass and bunting to the front of the basket as shown with Multipurpose Liquid Glue.

12. Adhere the Basket to the card with Stampin' Dimensionals.

13. Tuck the bunny and flowers behind the basket, securing with Stampin' Dimensionals.

14. Tuck the bunny and chick behind the grass, securing with Stampin' Dimensionals.

15. Adhere the sentiment with Stampin' Dimensionals.

16. Embellish with a Lemon Lolly Rainbow Adhesive-Backed Dot.

click to
shop online

A Basket Full of Joy Hello, Spring Card

with the Easter Basket Bundle

Stesha Bloodhart
7154976313

Stesha@stampinhoot.com
stampinhoot.com



[Easter Joy Suite Collection \(English\) - 166954](#)

Price: \$92.00

[Add to Cart](#)



[Easter Basket Bundle \(English\) - 166947](#)

Price: \$49.50


[Add to Cart](#)



[Forever Plaid 3D Embossing Folder - 164049](#)

Price: \$12.00


[Add to Cart](#)



[Stampin' Cut & Emboss Machine - 149653](#)

Price: \$140.00

[Add to Cart](#)



[Perennial Postage Dies - 162607](#)

Price: \$33.00

[Add to Cart](#)



[Multipurpose Liquid Glue - 110755](#)

Price: \$6.00

[Add to Cart](#)



[Stampin' Dimensionals - 104430](#)

Price: \$4.25

[Add to Cart](#)



[Tuxedo Black Memento Ink Pad - 132708](#)

Price: \$8.00

[Add to Cart](#)



[Lemon Lolly Stampin' Blends Combo Pack - 161673](#)

Price: \$11.00

[Add to Cart](#)



[Bubble Bath Stampin' Blends Combo Pack - 161675](#)

Price: \$11.00

[Add to Cart](#)



[Paper Trimmer - 152392](#)

Price: \$28.00


[Add to Cart](#)



[Basic White 8-1/2" X 11" Thick Cardstock - 159229](#)

Price: \$17.00

[Add to Cart](#)



[Basic White 8-1/2" X 11" Cardstock - 166780](#)

Price: \$14.00


[Add to Cart](#)



[Lemon Lolly 8-1/2" X 11" Cardstock - 161720](#)

Price: \$14.00

[Add to Cart](#)



[Bubble Bath 8-1/2" X 11" Cardstock - 161718](#)

Price: \$14.00

[Add to Cart](#)

A Basket Full of Joy Hello, Spring Card

with the Easter Basket Bundle

Stesha Bloodhart
7154976313

Stesha@stampinhoot.com
stampinhoot.com



[Soft Sea Foam 8-
1/2\" X 11\"
Cardstock -
146988](#)

Price: \$14.00

[Add to Cart](#)



[Rainbow
Adhesive-Backed
Dots - 162758](#)

Price: \$9.00

[Add to Cart](#)