

# Side Shutter Fold Christmas Card

Wendy Cranford

(209) 612-4056

[wendy.cranford@live.com](mailto:wendy.cranford@live.com)

[www.luvinstampin.com](http://www.luvinstampin.com)



## Paper Pieces:

- 4-1/4" x 5-1/2" Smoky Slate Cardstock
- 2-1/2" x 2-1/2" Smoky Slate Cardstock
- 1-1/2" x 2-1/2" Smoky Slate Cardstock
- 5-1/4" x 11" Basic Black Cardstock
- 3-3/4" x 5" Basic White Thick Cardstock
- Scrap for stamping cabin Basic White Thick Cardstock
- Silver Foil for trees
- Basic Black Cardstock for trees
- Two 1-1/2" x 5" Peaceful Place Designer Series Paper
- Four 1" x 1-1/2" Peaceful Place Designer Series Paper
- 2-1/4" x 2-1/4" Peaceful Place Designer Series Paper
- 1-1/4" x 2-1/4" Peaceful Place Designer Series Paper

## Instructions:

1. Start with the Basic Black cardstock on the 5-1/4" side at the top of the paper trimmer. Line the cardstock up at the 1-1/4" mark on the top of the trimmer. Use the bar to cut from 1-3/4" to the 5-1/4" mark. Move the cardstock to the 4" mark at the top of the trimmer and cut at the same measurements as the first cut.
2. Turn the Basic Black cardstock and line the end of the cardstock up at 1-3/4" mark on the top of the trimmer. Make sure the end of the cardstock that has the cut lines 1-3/4" end in the trimmer. Score at the 1-3/4" mark on each side of the cut marks, do not score in between the cut lines.
3. Score at 3-1/2", 5-1/4" and 7" all the way across the cardstock.
4. Fold the top and bottom cuts down, to make a valley and the center of the card up to make a peak. Fold the cardstock at 7" over.
5. Stamp the Basic White cardstock with Smoky Slate ink and add to the inside of the Basic

# Side Shutter Fold Christmas Card

Wendy Cranford

(209) 612-4056

[wendy.cranford@live.com](mailto:wendy.cranford@live.com)

[www.luvinstampin.com](http://www.luvinstampin.com)

Black cardstock. Glue the entire card to the Smoky Slate cardstock base.

6. Layer all the cardstock and designer series paper pieces to the card base and layer the trees and cabin to the front.



Peaceful Cabin Bundle (English) - 156816

Price: \$54.00




Peaceful Place 12" X 12" (30.5 X 30.5 Cm) Specialty Designer Series Paper - 156394

Price: \$15.00




Smoky Slate 8-1/2" X 11" Cardstock - 131202

Price: \$8.75



Basic Black 8-1/2" X 11" Cardstock - 121045

Price: \$8.75



Basic White 8-1/2" X 11" Thick Cardstock - 159229

Price: \$8.25




Smoky Slate Classic Stampin' Pad - 147113

Price: \$7.50




Basic Gray Classic Stampin' Pad - 149165

Price: \$7.50



Silver Foil 12" X 12" (30.5 X 30.5 Cm) Specialty Pack - 156457

Price: \$10.00



Subtle Shimmer Sequins - 156407

Price: \$6.50



Multipurpose Liquid Glue - 110755

Price: \$4.00



Paper Trimmer - 152392

Price: \$25.00



Bone Folder - 102300

Price: \$7.00



Stampin' Dimensionals - 104430

Price: \$4.00

Add All to Cart