

# Sweet Little Something

## Short & Sweet Saturday Easter Card

Christy Fulk  
[christyfulk@createwithchristy.com](mailto:christyfulk@createwithchristy.com)  
<http://createwithchristy.com/>



### Dimensions:

- Daffodil Delight: 5-1/2" x 8-1/2" (card base) & 3-1/4" x 3-1/4" (scallop circle)
- Sahara Sand: 5-1/4" X 4" (embossed base layer)
- Whisper White: 3-3/4" x 3-1/4" (circle & greeting)
- Pick a Pattern Designer Series Paper (DSP): 2-1/2" x 3-3/4" (floral) & 5-1/4" x 1" (dotted)
- Flirty Flamingo 3/8" Striped Grosgrain Ribbon: 9" (bow)

# Sweet Little Something

## Short & Sweet Saturday Easter Card

Christy Fulk  
[christyfulk@createwithchristy.com](mailto:christyfulk@createwithchristy.com)  
<http://createwithchristy.com/>

### Instructions:

1. Emboss the Sahara Sand piece by running it through the Big Shot with the Basket Weave Dynamic Textured Impressions Embossing Folder. Attach the floral DSP piece to the left side of the embossed piece. Attach the dotted DSP piece across the middle of the embossed piece. Fold the large Daffodil Delight piece in half (fold on the top) to form the card base. Attach the embossed piece to the card base.
2. Stamp the most-detailed bunny stamp from the Sweet Little Something Stamp Set onto the left side of the Whisper White piece using the Crushed Curry Classic Stampin' Pad. Stamp the medium-detailed bunny stamp on top of the first using the Daffodil Delight Classic Stampin' Pad. Stamp the bunny silhouette stamp on top of the stamped bunny using the So Saffron Classic Stampin' Pad. Die-cut the bunny out with the largest circle die from the Layering Circles Framelits Dies. Die-cut a scallop circle out of the smaller Daffodil Delight piece using the largest scallop circle die. Attach the bunny circle to the center of the scallop circle, and attach it to the center of the card using Stampin' Dimensionals.
3. Tie the Flirty Flamingo Striped Grosgrain Ribbon into a bow, and trim the ends at an angle. Attach the bow under the bunny's head using a Mini Glue Dot.
4. Stamp the "Happy Easter" stamp onto the right side of the Whisper White piece using the Tuxedo Black Memento Pad. Punch the greeting out with the Classic Label Punch. Put SNAIL Adhesive onto the back of the left end, and put a Stampin' Dimensional onto the back of the right end. Attach it to the bottom right of the bunny circle and card. Attach a Daffodil Delight heart enamel shape from the Brights Enamel Shapes onto the left end of the greeting piece.

When attaching, use SNAIL Adhesive, unless stated otherwise.

*Christy*



# Sweet Little Something

## Short & Sweet Saturday Easter Card

Christy Fulk

[christyfulk@createwithchristy.com](mailto:christyfulk@createwithchristy.com)

<http://createwithchristy.com/>



Sweet Little Something  
Photopolymer Stamp Set  
145848  
Price: \$21.00



Tuxedo Black Memento Ink Pad  
132708  
Price: \$6.00




Crushed Curry Classic Stampin' Pad  
131173  
Price: \$6.50




Daffodil Delight Classic Stampin' Pad  
126944  
Price: \$6.50



So Saffron Classic Stampin' Pad  
126957  
Price: \$6.50



Daffodil Delight 8-1/2" X 11" Cardstock  
119683  
Price: \$8.00



Sahara Sand 8-1/2" X 11" Cardstock  
121043  
Price: \$8.00



Whisper White 8-1/2" X 11" Cardstock  
100730  
Price: \$9.00

# Sweet Little Something

## Short & Sweet Saturday Easter Card

Christy Fulk  
[christyfulk@createwithchristy.com](mailto:christyfulk@createwithchristy.com)  
<http://createwithchristy.com/>



[Pick A Pattern](#)  
[Designer Series](#)  
[Paper](#)

144163  
Price: \$11.00




[Flirty Flamingo 3/8"](#)  
[Striped Grosgrain](#)  
[Ribbon](#)

144227  
Price: \$7.00



[Big Shot](#)  
143263

Price: \$110.00



[Layering Circle](#)  
[Framelits Dies](#)

141705  
Price: \$35.00




[Blossoming Basket](#)  
[Clear-Mount Bundle](#)

147505  
Price: \$0.00



[Classic Label Punch](#)

141491  
Price: \$18.00



[Brights Enamel](#)  
[Shapes](#)

141680  
Price: \$9.00



[Snail Adhesive](#)

104332  
Price: \$7.00

# Sweet Little Something

## Short & Sweet Saturday Easter Card

Christy Fulk

[christyfulk@createwithchristy.com](mailto:christyfulk@createwithchristy.com)

<http://createwithchristy.com/>



Stampin'  
Dimensionals

104430

Price: \$4.00



Mini Glue Dots

103683

Price: \$5.25