

Christmas Ornament Card

Brightly Gleaming Suite

Christy Fulk
christyfulk@createwithchristy.com
<http://createwithchristy.com/>



Dimensions:

- Night Of Navy: 8-1/2" x 5-1/2" (card base) & 2" x 1-3/4" (ornament)
- Pretty Peacock: 2-1/2" x 2-1/2" (ornament)
- Mossy Meadow: 2-1/2" x 2-1/2" (ornament)
- Very Vanilla: 4" x 5-1/4" (embossed base layer)
- Copper Foil Sheets: 1/2" x 5-1/4"
- Brightly Gleaming Designer Series Paper (DSP): 1" x 5-1/4"
- Copper Trim: (3) 3" strips

Instructions:

1. Fold the larger Night of Navy piece in half (fold on the left) to form the card base.
2. Stamp the "Merry Christmas" stamp from the Christmas Gleaming Stamp Set onto the bottom

Christmas Ornament Card

Brightly Gleaming Suite

Christy Fulk

christyfulk@createwithchristy.com

<http://createwithchristy.com/>

left corner of the Very Vanilla piece using the Mossy Meadow Classic Stampin' Pad. Emboss the piece with the Stylish Scroll Embossing folder. Put glue along the back of the left side of the DSP, and attach the Copper Foil strip along it, making sure about a 1/4" is showing from the front. Attach the DSP along the right edge of the Very Vanilla piece, and then attach the whole thing to the card front.

- Stamp *one of the larger ornament stamps* onto one end of the Pretty Peacock piece using the Pretty Peacock Classic Stampin' Pad. Stamp the *other larger ornament stamp* onto one end of the Mossy Meadow piece using the Mossy Meadow ink pad. Stamp the *smallest ornament stamp* onto one end of the smaller Night of Navy piece using the Night of Navy Classic Stampin' Pad. Punch the ornaments out with the Gleaming Ornaments Punch Pack. Attach the larger ornaments with glue, and attach the smallest ornament with two Black Stampin' Dimensionals.
- Tie each Copper Trim piece into a single knot. Attach one to each ornament using Mini Glue Dots. Trim the ends, if desired.

Use Multipurpose Glue when attaching, unless stated otherwise.



Christmas Ornament Card

Brightly Gleaming Suite

Christy Fulk

christyfulk@createwithchristy.com

<http://createwithchristy.com/>



[Christmas Gleaming
Bundle \(En\)](#)

153006

Price: \$49.50



[Mossy Meadow
Classic Stampin' Pad](#)

147111

Price: \$7.50



[Night Of Navy Classic
Stampin' Pad](#)

147110


Price: \$7.50



[Pretty Peacock
Classic Stampin' Pad](#)

150083


Price: \$7.50



[Night Of Navy 8-1/2"
X 11" Cardstock](#)

100867

Price: \$8.75



[Pretty Peacock 8-1/2"
X 11" Cardstock](#)

150880

Price: \$8.75



[Mossy Meadow 8-1/2"
X 11" Cardstock](#)

133676

Price: \$8.75



[Very Vanilla 8-1/2" X
11" Cardstock](#)

101650

Price: \$9.75

Christmas Ornament Card

Brightly Gleaming Suite

Christy Fulk

christyfulk@createwithchristy.com

<http://createwithchristy.com/>



Copper Foil Sheets

142020

Price: \$5.00



Brightly Gleaming
Specialty Designer
Series Paper

150429


Price: \$14.50



1/4" Copper Trim

144179

Price: \$6.00



Stylish Scroll
Embossing Folder

150665

Price: \$7.50



Mini Glue Dots

103683

Price: \$5.25



Black Stampin'
Dimensionals Combo
Pack

150893

Price: \$6.00



Multipurpose Liquid
Glue

110755

Price: \$4.00