

Oh, Bother - Silly Old Bear Suite Collection

A Newsletter Subscriber Exclusive

Mary Fish

maryfish@stampinpretty.com

<http://stampinpretty.com>


stampin' pretty
step-by-step tutorial



measure & cut (from bottom to top):

card base:

- Basic White Cardstock: 5 1/2 x 8 1/2, scored at 4 1/4 (side)

layers (before die-cutting):

- Golden Glow Cardstock: 3 3/4 x 5
- Beautiful Ordinary Life Designer Series Paper: 3 1/2 x 4 3/4
- Golden Glow Cardstock: 3 1/4 x 4 1/2
- Silly Old Bear Designer Series Paper: image
- Basic White Cardstock: 1 1/2 square (sentiment)

envelope flap:

- Beautiful Ordinary Life Designer Series Paper: 5 3/4 x 2 1/4

Oh, Bother - Silly Old Bear Suite Collection

A Newsletter Subscriber Exclusive

Mary Fish

maryfish@stampinpretty.com

<http://stampinpretty.com>



stamp ([clear blocks](#) or [stamp positioning tool](#)):

- Stamp the sentiment (Sweet Words & Labels Stamp Set) in Golden Glow Classic Ink onto the Basic White Cardstock layer.

crop, cut, assemble, adhere & embellish:

- Burnish the fold of the card base with a Bone Folder.
- Adhere the Designer Series Paper to the Golden Glow Cardstock with Multipurpose Liquid Glue and to the card base with Stampin' Dimensionals.
- Crop the Golden Glow and pooh image with the coordinating Sweet Words & Labels dies and a [Stampin' Cut & Emboss Machine](#) (Standard or Mini). Adhere together and to the card with Stampin' Dimensionals.
- Crop the sentiment with the Stylish Shapes 1 1/4 circle die. Adhere with Stampin' Dimensionals.

envelope:

- Adhere the 5 3/4 x 2 1/4 Designer Series Paper to a Basic White Medium envelope flap with Stampin' Seal. **Tip:** Add glue to the flap, not the Designer Series Paper.

Oh, Bother - Silly Old Bear Suite Collection

A Newsletter Subscriber Exclusive

Mary Fish

maryfish@stampinpretty.com

<http://stampinpretty.com>

learn more:

- Watch ALL my [1 Minute to WOW Video Tutorials](#) for quick paper crafting tips [here](#).

CLICK TO SHOP



[Silly Old Bear Suite Collection - 167634](#)

Price: \$130.00

Add to Cart



[Sweet Words & Labels Bundle - 167628](#)

Price: \$52.00

Add to Cart



[Silly Old Bear 12" X 12" \(30.5 X 30.5 Cm\) Designer Series Paper - 167616](#)

Price: \$13.00


Add to Cart



[Beautiful Ordinary Life 12" X 12" \(30.5 X 30.5 Cm\) Designer Series Paper - 167553](#)

Price: \$13.00


Add to Cart



[Basic White 8-1/2" X 11" Thick Cardstock - 159229](#)

Price: \$17.00


Add to Cart



[Basic White 8-1/2" X 11" Cardstock - 166780](#)

Price: \$14.00

Add to Cart



[Golden Glow 8-1/2" X 11" Cardstock - 167685](#)

Price: \$14.00

Add to Cart



[Stampin' Dimensionals - 104430](#)

Price: \$5.00

Add to Cart



[Multipurpose Liquid Glue - 110755](#)

Price: \$6.50

Add to Cart



[Basic White Medium Envelopes - 159236](#)

Price: \$15.00

Add to Cart


Oh, Bother - Silly Old Bear Suite Collection

Mary Fish

maryfish@stampinpretty.com

<http://stampinpretty.com>

A Newsletter Subscriber Exclusive



[Stylish Shapes Dies - 159183](#)

Price: \$30.00

Add to Cart



[Stampin' Cut & Emboss Machine - 149653](#)

Price: \$140.00

Add to Cart



[Paper Trimmer - 152392](#)

Price: \$28.00

Add to Cart



[Stampin' Positioner - 167768](#)

Price: \$49.00

Add to Cart



[Golden Glow Classic Stampin' Pad - 167676](#)

Price: \$14.00

Add to Cart