

The Pals Blog Hop: Families First

Mary Fish

mary@stampinpretty.com

<http://stampinpretty.com>



1. Begin with a 4 1/4 x 5 1/2 card base of Whisper White Thick card stock.
2. Adhere a 3 7/8 x 5 1/8 piece of Animal Expedition Designer Series Paper to the card base with Snail Adhesive.
3. Subtly mimic water movement by zipping a 3 1/4 x 4 1/2 piece of Rich Razzleberry card stock through a die cutting machine tucked inside the Ruffled embossing folder. Adhere with Stampin' Dimensionals.
4. Use a magnetic platform to hold in place a 2 3/8 x 3 3/4 Rectangle Stitched die nested and centered inside the 2 3/4 x 4 Rectangle Stitched die and cut a piece of Crumb Cake card stock. Run back and forth several times (for the best cut) through a die cutting machine to create the frame. Adhere as shown with small bits of Snail Adhesive.
5. Use the [Stamparatus](#) to position and stamp the sentiment in Tuxedo Black Memento Ink onto a 4 x 2 3/8 piece of Mango Melody card stock. Adhere with Stampin' Dimensionals.

The Pals Blog Hop: Families First

Mary Fish

mary@stampinpretty.com

<http://stampinpretty.com>



6. Use a die cutting machine and cattail die (Catch of the Day Dies) to crop Basic Black card stock (twice). Adhere with Snail Adhesive.
7. Use the [Stamparatus](#) to stamp the fish in Tuxedo Black Memento Ink onto Crumb Cake card stock. Crop with a die cutting machine, magnetic platform, and coordinating die (Catch of the Day). Lift the fins with a Take Your Pick tool and adhere with Stampin' Dimensionals.
8. For quick and easy sparkle, I added Wink of Stella Clear to the cattails and dark areas of the fish.
9. Bubbles? Add two Mango Melody Enamel Dots (Best Route Enamel Shapes) as shown.
10. Use the [Stamparatus](#) to position and stamp the fisherman image in Tuxedo Black Memento Ink onto the flap of a Whisper White Medium Envelope.

Mary



The Pals Blog Hop: Families First

Mary Fish

mary@stampinpretty.com

<http://stampinpretty.com>



[Best Catch Cling
Bundle](#)

150605

Price: \$43.00



[Best Catch Cling
Stamp Set](#)

148598

Price: \$20.00



[Whisper White 8-1/2"
X 11" Thick Cardstock](#)

140272


Price: \$7.75



[Animal Expedition
Designer Series
Paper](#)

146902

Price: \$11.00



[Rich Razzleberry 8-
1/2" X 11" Cardstock](#)

115316

Price: \$8.50



[Ruffled Dynamic
Textured Impressions
Embossing Folder](#)

143699

Price: \$10.00



[Big Shot](#)

143263

Price: \$110.00



[Magnetic Platform](#)

130658

Price: \$40.00

The Pals Blog Hop: Families First

Mary Fish

mary@stampinpretty.com


<http://stampinpretty.com>



[Rectangle Stitched
Framelits Dies](#)

148551

Price: \$35.00



[Crumb Cake 8-1/2" X
11" Cardstock](#)

120953

Price: \$8.50



[Mango Melody 8-1/2"
X 11" Cardstock](#)

146989

Price: \$8.50



[Stamparatus](#)

146276


Price: \$49.00



[Tuxedo Black
Memento Ink Pad](#)

132708

Price: \$6.00



[Basic Black 8-1/2" X
11" Cardstock](#)

121045

Price: \$8.50



[Catch Of The Day
Thinlits Dies](#)

148815

Price: \$28.00



[Take Your Pick](#)

144107

Price: \$10.00

The Pals Blog Hop: Families First

Mary Fish

mary@stampinpretty.com

<http://stampinpretty.com>



[Clear Wink Of Stella](#)

[Glitter Brush](#)

141897

Price: \$8.00



[Best Route Enamel](#)

[Shapes](#)

146900

Price: \$7.00



[Whisper White](#)

[Medium Envelopes](#)

107301

Price: \$7.00



[Stampin' Trimmer](#)

126889

Price: \$30.00



[Snail Adhesive](#)

104332

Price: \$7.00



[Stampin'](#)
[Dimensionals](#)

104430

Price: \$4.00