

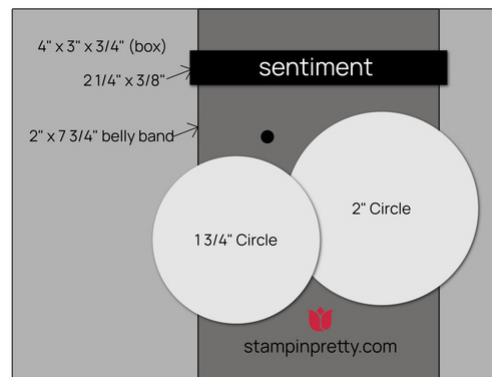
# A Sweet & Spooky Hershey Nugget Treat!

A Newsletter Subscriber Exclusive

Mary Fish

[maryfish@stampinpretty.com](mailto:maryfish@stampinpretty.com)

<http://stampinpretty.com>



## box tutorial:

### measure & cut:

#### box:

- Bottom: Basic White Cardstock -  $5 \frac{5}{8}$  x  $4 \frac{3}{8}$ , score at  $\frac{3}{4}$  on ALL sides
- Top: Designer Series Paper -  $5 \frac{3}{8}$  x  $4 \frac{1}{4}$ , score at  $\frac{5}{8}$  on ALL sides
- Snip notches in all four corners, as shown, before assembly.

#### belly band:

- Designer Series Paper -  $2$  x  $7 \frac{3}{4}$ , score at  $1 \frac{5}{8}$ ,  $2 \frac{3}{8}$ ,  $5 \frac{3}{8}$ , and  $6 \frac{1}{8}$

#### nugget wraps:

- Designer Series Paper -  $1$  x  $3$  (qty 9)


# A Sweet & Spooky Hershey Nugget Treat!

A Newsletter Subscriber Exclusive

Mary Fish

[maryfish@stampinpretty.com](mailto:maryfish@stampinpretty.com)

<http://stampinpretty.com>



**assemble & adhere:**

**hershey nuggets:**

- Wrap the Hershey Nuggets with the 1 x 3 Designer Series Paper. Adhere ends together with Mini Glue Dots.
- Adhere the bat and candy corn Designer Series Paper die-cuts to the Hershey Nuggets with Mini Glue Dots.
- Embellish with Shimmer Star Foam Stickers.



**box:**

- Burnish the folds of all score lines for the box top/bottoms.
- Add adhesive to the four tabs on the box top/bottoms, fold in and adhere.
- Fill bottom with Hershey Nuggets and cover with top.
- Wrap with the belly band and adhere ends together with Mini Glue Dots.
- Adhere Designer Series Paper die-cuts to the belly band as shown with Multipurpose Liquid Glue and Stampin' Dimensionals.

# A Sweet & Spooky Hershey Nugget Treat!

Mary Fish

[maryfish@stampinpretty.com](mailto:maryfish@stampinpretty.com)

<http://stampinpretty.com>

## A Newsletter Subscriber Exclusive

- Adhere the "Happy Halloween" sentiment (Greetings for All Mix & Match Ephemera Pack) with Mini Stampin' Dimensionals.
- Embellish with Shimmer Star Foam Stickers

### learn more:

- Watch ALL my [1 Minute to WOW Video Tutorials](#) for quick paper crafting tips [here](#).

CLICK TO SHOP



[Spooky Sweet 12" X 12" \(30.5 X 30.5 Cm\) Specialty Designer Series Paper - 166191](#)

Price: \$16.50


Add to Cart



[Greetings For All Mix & Match Ephemera Pack \(English\) - 164862](#)

Price: \$7.00


Add to Cart



[Basic White 8-1/2" X 11" Cardstock - 166780](#)

Price: \$14.00

Add to Cart



[Shimmer Star Foam Stickers - 166202](#)

Price: \$9.50

Add to Cart



[Stampin' Dimensionals - 104430](#)

Price: \$4.25

Add to Cart



[Mini Stampin' Dimensionals - 144108](#)

Price: \$4.25

Add to Cart



[Multipurpose Liquid Glue - 110755](#)

Price: \$6.00

Add to Cart



[Mini Glue Dots - 103683](#)

Price: \$7.25

Add to Cart



[Simply Scored Scoring Tool - 122334](#)

Price: \$37.00

Add to Cart