

# An Inspiring Iris Thank You Card

Mary Fish

[mary@stampinpretty.com](mailto:mary@stampinpretty.com)

<http://stampinpretty.com>



stampin' pretty  
*a step-by-step tutorial*



1. Begin with a 4 1/4 x 5 1/2 Whisper White Thick card base.
2. Zip a 4 x 5 1/4 piece of Whisper White card stock through a die-cutting machine tucked inside the Scripty 3D Embossing Folder. Adhere to the card base with Stampin' Dimensionals.
3. Download my "embossing sandwich" guide using the new 3D Embossing Folders & Plate [here](#).
4. Use the [Stamparatus](#) to position and stamp the iris image using the following inks: Tuxedo Black Memento Ink (line art), Gorgeous Grape (flower petals), Pear Pizzazz (flower stems).

# An Inspiring Iris Thank You Card

Mary Fish

[mary@stampinpretty.com](mailto:mary@stampinpretty.com)

<http://stampinpretty.com>



5. Crop the image using a die-cutting machine and the largest Stitched Oval Shapes Die. Wrap with Whisper White Solid Bakers Twine, securing with a bow.
6. Use a Clear Block A to stamp the sentiment in Versamark Ink onto a piece of Basic Black card stock that has been rubbed with an Embossing Buddy. Cover with White Stampin' Emboss Powder, flick to remove the excess, and set with a Heat Tool. Crop with the Classic Label Punch. Adhere as shown with Snail Adhesive.
7. **POP OF PERSONALITY!** Add three multi-sized Gorgeous Grape Noble Peacock Rhinestones.

Mary



# An Inspiring Iris Thank You Card

Mary Fish

[mary@stampinpretty.com](mailto:mary@stampinpretty.com)

<http://stampinpretty.com>



Inspiring Iris  
Photopolymer Stamp

Set

149268

Price: \$21.00



Whisper White 8-1/2"  
X 11" Thick Cardstock

140272

Price: \$8.25



Whisper White 8-1/2"  
X 11" Cardstock

100730

Price: \$9.75



Scripty 3D Embossing  
Folder

149634

Price: \$10.00



3D Embossing Folder  
Plate

149658

Price: \$10.00



Stamparatus

146276

Price: \$49.00



Tuxedo Black  
Memento Ink Pad

132708

Price: \$6.00



Gorgeous Grape  
Classic Stampin' Pad

147099

Price: \$7.50

# An Inspiring Iris Thank You Card

Mary Fish

[mary@stampinpretty.com](mailto:mary@stampinpretty.com)

<http://stampinpretty.com>



[Pear Pizzazz Classic](#)

[Stampin' Pad](#)

147104


Price: \$7.50



[Stamping Sponges](#)

141337


Price: \$4.00



[Stitched Shapes Dies](#)

145372

Price: \$30.00



[Basic Black 8-1/2" X](#)

[11" Cardstock](#)

121045

Price: \$8.75



[Embossing Buddy](#)

103083

Price: \$6.00



[VersaMark Pad](#)

102283

Price: \$9.50



[White Stampin'](#)  
[Emboss Powder](#)

109132

Price: \$6.00



[Heat Tool \(Us And](#)  
[Canada\)](#)

129053

Price: \$30.00

# An Inspiring Iris Thank You Card

Mary Fish

[mary@stampinpretty.com](mailto:mary@stampinpretty.com)


<http://stampinpretty.com>



[Classic Label Punch](#)

141491


Price: \$18.00



[Noble Peacock Rhinestones](#)

149494

Price: \$5.50



[Whisper White Solid Baker's Twine](#)

124262

Price: \$3.50



[Snail Adhesive](#)

104332

Price: \$7.00



[Stampin' Dimensionals](#)

104430

Price: \$4.00



[Mini Stampin' Dimensionals](#)

144108

Price: \$4.00