

# A Simple Father's Day Card with Waterside Retreat

A Newsletter Subscriber Exclusive

Mary Fish

[maryfish@stampinpretty.com](mailto:maryfish@stampinpretty.com)

<http://stampinpretty.com>

  
stampin' pretty  
step-by-step tutorial



**measure & cut (from bottom to top):**

**card base:**

- Basic White Thick Cardstock: 5 1/2 x 8 1/2, scored at 4 1/4 (top)

**layers (before die-cutting/punching):**

- Misty Moonlight Cardstock: 3 3/4 x 3 3/4
- Waterside Retreat Designer Series Paper (left to right): 1 1/2 x 3 1/2, 3/4 x 3 1/2, 1 x 3 1/2
- Balmy Blue Cardstock: 3 1/4 x 1/2
- Misty Moonlight Cardstock: 1 7/8 x 1 1/8
- Basic White Cardstock: 1 3/4 x 1 (sentiment)

**envelope flap:**

- Waterside Retreat Designer Series Paper: 5 3/4 x 2 1/4

# A Simple Father's Day Card with Waterside Retreat

A Newsletter Subscriber Exclusive

Mary Fish

[maryfish@stampinpretty.com](mailto:maryfish@stampinpretty.com)

<http://stampinpretty.com>



**stamp ([clear blocks](#) or [stamp positioning tool](#)):**

- Stamp the sentiments (Relaxing Waterside Stamp Set) in Misty Moonlight Classic Ink onto the Basic White layer.

**crop, cut, assemble, adhere (from bottom to top) & embellish:**

- Burnish the fold of the card base with a Bone Folder.
- Layer and adhere the Designer Series Paper strips to the Misty Moonlight cardstock together with Multipurpose Liquid Glue and to the card with Stampin' Dimensionals.
- Crop the end of the Balmy Blue strip with the Three Banner Punch.



- Layer and adhere the sentiment, Misty Moonlight layer and Balmy Blue banner together with Multipurpose Liquid Glue and to the card with Stampin' Dimensionals. **TIP:** Double up the Dimensionals on the left-hand side.
- Embellish with two Misty Moonlight Strawberries & Dots as shown.

**envelope:**

- Adhere the 5 3/4 x 2 1/4 Designer Series Paper to a Basic White Medium envelope flap with Multipurpose Liquid Glue. **Tip:** Add glue to the flap, not the Designer Series Paper.

# A Simple Father's Day Card with Waterside Retreat

A Newsletter Subscriber Exclusive

Mary Fish


[maryfish@stampinpretty.com](mailto:maryfish@stampinpretty.com)

<http://stampinpretty.com>

## learn more:

- Watch ALL my [1 Minute to WOW Video Tutorials](#) for quick paper crafting tips [here](#).

CLICK TO SHOP



[Relaxing Waterside Bundle \(English\) - 167928](#)

Price: \$46.75

Add to Cart



[Waterside Retreat 12" X 12" \(30.5 X 30.5 Cm\) Designer Series Paper - 167920](#)

Price: \$13.00

Add to Cart



[Basic White 8-1/2" X 11" Thick Cardstock - 159229](#)

Price: \$17.00

Add to Cart



[Misty Moonlight 8-1/2" X 11" Cardstock - 153081](#)

Price: \$14.00


Add to Cart



[Balmy Blue 8-1/2" X 11" Cardstock - 146982](#)

Price: \$14.00

Add to Cart



[Basic White 8-1/2" X 11" Cardstock - 166780](#)

Price: \$14.00

Add to Cart



[Three Banner Punch - 167050](#)

Price: \$26.00


Add to Cart



[Misty Moonlight Classic Stampin' Pad - 153118](#)

Price: \$11.00

Add to Cart



[Strawberries & Dots - 167479](#)

Price: \$9.00

Add to Cart



[Multipurpose Liquid Glue - 110755](#)

Price: \$6.50

Add to Cart

# A Simple Father's Day Card with Waterside Retreat

A Newsletter Subscriber Exclusive

Mary Fish

[maryfish@stampinpretty.com](mailto:maryfish@stampinpretty.com)

<http://stampinpretty.com>



[Stampin' Dimensionals - 104430](#)

Price: \$5.00

[Add to Cart](#)



[Basic White Medium Envelopes - 159236](#)

Price: \$15.00

[Add to Cart](#)



[Paper Trimmer - 152392](#)

Price: \$28.00

[Add to Cart](#)



[Stampin' Positioner - 167768](#)

Price: \$49.00

[Add to Cart](#)