

Square Snippets & Joyful Squares for 3x3 Cards!

A Newsletter Subscriber Exclusive

Mary Fish

maryfish@stampinpretty.com

<http://stampinpretty.com>



card base:

- Basic White Thick Cardstock: 3 x 6, scored at 3

layers (before die-cutting):

- Square Snippets 12 x 12 Designer Series Paper: 3 x 3 Square Designs (qty 2)
- Basic White Cardstock: 2 1/4 x 2 1/4 (sentiment)

stamp ([clear blocks](#) or [stamp positioning tool](#)):

- Stamp the sentiment (Fabulous Saying Stamp Set) in Strawberry Slush Classic Ink onto the Basic White sentiment layer.

crop, cut, assemble, adhere & embellish:

- Burnish the fold of the card base with a Bone Folder.
- Use a [Stampin' Cut & Emboss Machine](#) (Standard or Mini) to crop the sentiment with the Joyful Squares circle die.
- Use a [Stampin' Cut & Emboss Machine](#) (Standard or Mini) to crop the the lined Designer Series Paper with Joyful Squares frame die and the checkered Designer Series Paper with the Joyful Squares 2 3/4 square die.

hello card:

Square Snippets & Joyful Squares for 3x3 Cards!

Mary Fish

maryfish@stampinpretty.com

<http://stampinpretty.com>

A Newsletter Subscriber Exclusive

- Adhere the two outer die-cuts together with Multipurpose Liquid Glue and to the card with cut-to-size Foam Adhesive Strips.
- Adhere the small lined square and sentiment together and to the card with Stampin' Dimensionals.



thank you card:

- Adhere the checkered square to the card base with Multipurpose Liquid Glue.
- Adhere the lined frame to the card with cut-to-size Foam Adhesive Strips.
- Adhere the sentiment with Stampin' Dimensionals.



- Tie a bow of Linen Thread and adhere tucked under the sentiment with a Mini Glue Dot.
- Embellish with Strawberry Slush & Pretty in Pink Gems.

Square Snippets & Joyful Squares for 3x3 Cards!

A Newsletter Subscriber Exclusive

Mary Fish


maryfish@stampinpretty.com

<http://stampinpretty.com>

learn more:

- Watch ALL my [1 Minute to WOW Video Tutorials](#) for quick paper crafting tips [here](#).

CLICK TO SHOP



[Fabulous Sayings Photopolymer Stamp Set \(English\) - 167972](#)

Price: \$5.00

[Add to Cart](#)



[Square Snippets 12" X 12" \(30.5 X 30.5 Cm\) Designer Series Paper - 166993](#)

Price: \$12.50


[Add to Cart](#)



[Basic White 8-1/2" X 11" Thick Cardstock - 159229](#)

Price: \$17.00


[Add to Cart](#)



[Basic White 8-1/2" X 11" Cardstock - 166780](#)

Price: \$14.00

[Add to Cart](#)



[Joyful Squares Dies - 166849](#)

Price: \$24.00

[Add to Cart](#)



[Stampin' Cut & Emboss Machine - 149653](#)

Price: \$140.00


[Add to Cart](#)



[Paper Trimmer - 152392](#)

Price: \$28.00

[Add to Cart](#)



[Multipurpose Liquid Glue - 110755](#)

Price: \$6.00

[Add to Cart](#)



[Stampin' Dimensionals - 104430](#)

Price: \$4.25

[Add to Cart](#)



[Foam Adhesive Strips - 141825](#)

Price: \$8.25

[Add to Cart](#)

Square Snippets & Joyful Squares for 3x3 Cards!

A Newsletter Subscriber Exclusive

Mary Fish

maryfish@stampinpretty.com

<http://stampinpretty.com>



[Strawberry Slush
Classic Stampin'
Pad - 165286](#)

Price: \$9.00


Add to Cart



[Baker's Twine
Essentials Pack -
155475](#)

Price: \$11.00

Add to Cart



[Strawberry Slush &
Pretty In Pink
Gems - 165615](#)

Price: \$8.50

Add to Cart