

Stampin' Up! Massive Thank You Note Card

Mary Fish
mary@stampinpretty.com
<http://stampinpretty.com>


stampin' pretty
a step-by-step tutorial



1. Start by burnishing the fold of a Stampin' Up! Whisper White Note Card (5 x 3 1/2) with a Bone Folder.
2. Cut a 3 1/2 x 3 piece of Blackberry Bliss card stock with a Paper Trimmer.
3. Adhere to the note card with [Stampin' Seal](#).
4. Cut the following sizes of Magic In this Night Designer Series Paper (from left to right) and adhere with [Stampin' Seal](#) to the Blackberry Bliss piece as shown: 3/4 x 2 3/4, 1 3/8 x 2 3/4, 1 x 2 3/4.
5. Use a [Stamparatus](#) to stamp the sentiment (Massive Thanks) in Pretty Peacock Classic Ink onto a piece of Whisper White card stock.
6. Crop the sentiment using the die from Ornate Frames Dies, the [Stampin' Cut & Emboss Machine](#) and the Magnetic Cutting Plate.

Stampin' Up! Massive Thank You Note Card

Mary Fish
mary@stampinpretty.com
<http://stampinpretty.com>



1. Create a 2 3/4 x 1/2 flagged piece with Blackberry Bliss card stock and the Banners Pick a Punch.
2. Adhere the flag as shown using [Stampin' Seal](#).
3. Adhere the sentiment as shown using Stampin' Dimensionals.
4. **POP OF PERSONALITY!** Add three Iridescent Pearls.
5. **THE FINISHING TOUCH!** Use the [Stampin' Cut & Emboss Machine](#) along with the scalloped edge Envelope Die, to crop a 2 1/8 x 5 1/8 piece of Magic in this Night Designer Series Paper.
6. Adhere to the flap of Whisper White Note Card Envelope with [Multipurpose Liquid Glue](#).

Mary

[Click for blog post](#)

[Click to shop!](#)

Stampin' Up! Massive Thank You Note Card

Mary Fish
mary@stampinpretty.com
<http://stampinpretty.com>



[Massive Thanks Cling Stamp Set - 152578](#)

Price: \$22.00

[Add to Cart](#)



[Magic In This Night Designer Series Paper - 153517](#)

Sale: \$9.78

Price: ~~\$41.50~~


[Add to Cart](#)



[Blackberry Bliss 8-1/2" X 11" Cardstock - 133675](#)

Price: \$8.75

[Add to Cart](#)



[Whisper White 8-1/2" X 11" Cardstock - 100730](#)

Price: \$9.75

[Add to Cart](#)



[Stamparatus - 146276](#)

Price: \$49.00

[Add to Cart](#)



[Pretty Peacock Classic Stampin' Pad - 150083](#)

Price: \$7.50


[Add to Cart](#)



[Stampin' Cut & Emboss Machine - 149653](#)

Price: \$120.00

[Add to Cart](#)



[Ornate Frames Dies - 150664](#)

Price: \$34.00

[Add to Cart](#)



[Magnetic Cutting Plate - 149656](#)

Price: \$24.00

[Add to Cart](#)



[Banners Pick A Punch - 153608](#)

Price: \$23.00

[Add to Cart](#)



[Stampin' Seal - 152813](#)

Price: \$8.00


[Add to Cart](#)



[Stampin' Dimensionals - 104430](#)

Price: \$4.00

[Add to Cart](#)



[Iridescent Pearls - 153549](#)

Price: \$7.50

[Add to Cart](#)



[Envelopes Dies - 153531](#)

Price: \$36.00

[Add to Cart](#)



[Multipurpose Liquid Glue - 110755](#)

Price: \$4.00

[Add to Cart](#)

Stampin' Up! Massive Thank You Note Card

Mary Fish
mary@stampinpretty.com
<http://stampinpretty.com>



[Paper Trimmer -
152392](#)

Price: \$25.00

Add to Cart