

# Have a Lovely Day Fun Fold Gift Card Holder

A Newsletter Subscriber Exclusive

Mary Fish

[maryfish@stampinpretty.com](mailto:maryfish@stampinpretty.com)

<http://stampinpretty.com>



## 1. measure & cut:

### fun fold card base:

- Blackberry Bliss Cardstock: 4 1/4 x 11, scored at 2 1/2 and 5 1/2

### layers (from bottom to top):

- Basic White Cardstock: 5 1/4 x 4 (inside)
- Florals in Bloom Designer Series Paper: 6 x 4, then cut at 2 3/4 & 2 1/4 to make 3 pieces
- Blackberry Bliss Cardstock: 3 3/4 x 3 1/4
- Basic White Cardstock (sentiment): 3 1/2 x 3
- Blackberry Bliss Cardstock (die-cut lovely): 3 1/2 x 3
- Bubble Bath Cardstock Adhered to an Adhesive Sheet (die-cut lovely): 3 1/2 x 3

### envelope flap:

- Florals in Bloom Designer Series Paper: 5 3/4 x 2 1/4

# Have a Lovely Day Fun Fold Gift Card Holder

A Newsletter Subscriber Exclusive

Mary Fish

[maryfish@stampinpretty.com](mailto:maryfish@stampinpretty.com)

<http://stampinpretty.com>



## 2. crop:

- Crop the Blackberry Bliss and Bubble Bath Cardstock with a [Stampin' Cut & Emboss Machine](#) (Standard) and the Sweet Blooms "lovely" dies.
- Crop the flower image from the Florals in Bloom Designer Series Paper with a [Stampin' Cut & Emboss Machine](#) (Standard or Mini) and the coordinating Pretty Florals die.
- Adhere the "lovely" die-cut to the Basic White layer with snipped-to-size Mini Stampin' Dimensionals.

## 3. stamp:

- Use Clear Blocks to stamp the two sentiments in Blackberry Bliss Classic Ink above and below the die-cut as shown.

## 4. assemble & adhere:

- Burnish the two folds of the card base with a Bone Folder.
- Adhere the 5 1/4 x 4 Basic White layer to the inside of the card base with Multipurpose Liquid Glue.
- Adhere the 2 x 1 strip of Designer Series Paper with Multipurpose Liquid Glue.
- Adhere the 2 1/4 x 4 piece of Designer Series Paper to the outside of the gift card pocket fold with Multipurpose Liquid Glue.
- Use the Modern Oval Punch to crop the "finger hole" as shown, for easy gift card removal.
- Adhere the bottom and top edges of the gift card pocket to the card base as shown with Tear & Tape or Multipurpose Liquid Glue.
- Adhere the 2 3/4 x 4 piece of Designer Series Paper to the left front side of the card base.
- Wrap the ribbon around the card base as shown (secure with a bow when you are ready to gift).
- Adhere the Basic White sentiment layer to Blackberry Bliss layer with Multipurpose Liquid Glue and to the front left side with Stampin' Dimensionals.

# Have a Lovely Day Fun Fold Gift Card Holder

A Newsletter Subscriber Exclusive

Mary Fish

[maryfish@stampinpretty.com](mailto:maryfish@stampinpretty.com)

<http://stampinpretty.com>



## 5. embellish:

- Embellish as shown with Bubble Bath Rainbow Adhesive-Backed Dots.

## 6. envelope:

- Adhere the 5 3/4 x 2 1/4 Designer Series Paper to a Basic White Medium envelope flap with Multipurpose Liquid Glue. **TIP:** Add glue to the envelope flap, not the Designer Series Paper.

# Have a Lovely Day Fun Fold Gift Card Holder

A Newsletter Subscriber Exclusive

Mary Fish

[maryfish@stampinpretty.com](mailto:maryfish@stampinpretty.com)

<http://stampinpretty.com>

## learn more:

- Watch ALL my [1 Minute to WOW Video Tutorials](#) for quick paper crafting tips [here](#).


CLICK TO SHOP



[Florals In Bloom Suite Collection \(English\) - 165193](#)

Price: \$122.50

Add to Cart



[Sweet Blooms Bundle \(English\) - 165189](#)

Price: \$51.25

Add to Cart



[Sweet Blooms Photopolymer Stamp Set \(English\) - 165181](#)

Price: \$24.00

Add to Cart



[Sweet Blooms Dies \(English\) - 165186](#)

Price: \$33.00

Add to Cart



[Pretty Florals Dies - 165178](#)

Price: \$37.00

Add to Cart



[Florals In Bloom 12" X 12" \(30.5 X 30.5 Cm\) Designer Series Paper - 165175](#)

Price: \$12.50


Add to Cart



[Blackberry Bliss 8-1/2" X 11" Cardstock - 133675](#)

Price: \$14.00

Add to Cart



[Basic White 8-1/2" X 11" Cardstock - 159276](#)

Price: \$13.00


Add to Cart



[Basic White Medium Envelopes - 159236](#)

Price: \$11.00

Add to Cart



[Stampin' Cut & Emboss Machine - 149653](#)

Price: \$140.00

Add to Cart

# Have a Lovely Day Fun Fold Gift Card Holder

A Newsletter Subscriber Exclusive

Mary Fish

[maryfish@stampinpretty.com](mailto:maryfish@stampinpretty.com)

<http://stampinpretty.com>



[Paper Trimmer -  
152392](#)

Price: \$28.00

[Add to Cart](#)



[Clear Block B -  
117147](#)

Price: \$7.00

[Add to Cart](#)



[Clear Block C -  
118486](#)

Price: \$8.00

[Add to Cart](#)



[Blackberry Bliss  
Classic Stampin'  
Pad - 147092](#)

Price: \$9.00

[Add to Cart](#)



[White 1/2" \(1.3  
Cm\) Woven  
Ribbon - 164634](#)

Price: \$9.50

[Add to Cart](#)



[Rainbow  
Adhesive-Backed  
Dots - 162758](#)

Price: \$9.00

[Add to Cart](#)



[Multipurpose  
Liquid Glue -  
110755](#)

Price: \$6.00

[Add to Cart](#)



[Adhesive Sheets -  
152334](#)

Price: \$11.50

[Add to Cart](#)



[Mini Stampin'  
Dimensionals -  
144108](#)

Price: \$4.25

[Add to Cart](#)