

An I'm Grateful Card with the Simply Leaves Bundle!

A Newsletter Subscriber Exclusive

Mary Fish

maryfish@stampinpretty.com

<http://stampinpretty.com>



measure & cut (from bottom to top):

card base:

- Basic White Thick Cardstock: 5 1/2 x 8 1/2, scored at 4 1/4 (top)

layers (before punching):

- 2026–2028 In Color™ Gingham Gallery DSP: 5 x 3 1/2
- Golden Glow Cardstock: 4 1/2 x 2 3/4
- Basic White Cardstock: 4 1/4 x 2 1/2
- 2026–2028 In Color™ Gingham Gallery DSP: 4 1/2 x 2 1/4 (for leaves)
- Golden Glow Cardstock: 3 3/4 x 2 (for leaf)
- Basic White Cardstock: 2 1/2 x 3/4 (sentiment)

envelope flap:

- 2026–2028 In Color™ Gingham Gallery DSP: 5 3/4 x 2 1/4

An I'm Grateful Card with the Simply Leaves Bundle!

A Newsletter Subscriber Exclusive

Mary Fish

maryfish@stampinpretty.com

<http://stampinpretty.com>



stamp ([clear blocks](#) or [stamp positioning tool](#)):

- Stamp the dotted leaf vein in Golden Glow Classic Ink repeatedly as shown onto the Basic White Cardstock layer and once onto the Golden Glow cardstock layer.
- Stamp the sentiment in Golden Glow Classic Ink onto the Basic White sentiment layer.

cut, assemble, adhere & embellish:

- Burnish the fold of the card base with a Bone Folder.
- Adhere the Golden Glow Designer Series Paper to the card base with Multipurpose Liquid Glue.
- Adhere the Basic White layer to the Golden Glow Cardstock with Multipurpose Liquid Glue and to the card as shown with Stampin' Dimensionals.
- Crop the three leaves as shown with the Simple Leaf Punch. Adhere the two gingham leaves first, then the center leaf to the card with Stampin' Dimensionals.
- Tie a bow of Linen Thread. Adhere to the edge of the center leaf as shown with a Mini Glue Dot.
- Adhere the sentiment with Stampin' Dimensionals.
- Embellish with Golden Glow 2026-2028 In Color™ Dots.

envelope:

- Adhere the 5 3/4 x 2 1/4 Designer Series Paper to a Basic White Medium envelope flap with Multipurpose Liquid Glue. **Tip:** Add glue to the flap, not the Designer Series Paper.

An I'm Grateful Card with the Simply Leaves Bundle!

A Newsletter Subscriber Exclusive

Mary Fish


maryfish@stampinpretty.com

<http://stampinpretty.com>

learn more:

- Watch ALL my [1 Minute to WOW Video Tutorials](#) for quick paper crafting tips [here](#).


CLICK TO SHOP



[Basic White 8-1/2\" data-bbox="72 369 222 441"/>](#)

Price: \$17.00


[Add to Cart](#)



[Golden Glow 8-1/2\" data-bbox="258 369 387 441"/>](#)

Price: \$14.00

[Add to Cart](#)



[Basic White 8-1/2\" data-bbox="423 369 574 423"/>](#)

Price: \$14.00

[Add to Cart](#)



[Stampin' Dimensionals - 104430](#)

Price: \$5.00

[Add to Cart](#)



[Multipurpose Liquid Glue - 110755](#)

Price: \$6.50

[Add to Cart](#)



[Basic White Medium Envelopes - 159236](#)

Price: \$15.00

[Add to Cart](#)



[Paper Trimmer - 152392](#)

Price: \$28.00

[Add to Cart](#)



[Stampin' Positioner - 167768](#)

Price: \$49.00

[Add to Cart](#)



[Golden Glow Classic Stampin' Pad - 167676](#)

Price: \$14.00

[Add to Cart](#)



[2026-2028 In Color™ Dots - 167546](#)

Price: \$9.00

[Add to Cart](#)

An I'm Grateful Card with the Simply Leaves Bundle!

A Newsletter Subscriber Exclusive

Mary Fish

maryfish@stampinpretty.com

<http://stampinpretty.com>



[Linen Thread -
104199](#)

Price: \$6.00

Add to Cart