

Coneflower Celebrations in Cloud Cover & Secret Sea

Mary Fish
maryfish@stampinpretty.com
<http://stampinpretty.com>



1. measure & cut:

card base:

- Cloud Cover Cardstock – 4 1/4 x 11, scored at 5 1/2

layers:

- Soft Sea Foam Cardstock – 4 x 5 1/4
- Petal Pink Cardstock – 3 3/4 x 5
- Basic White Cardstock – 3 1/2 x 4 3/4
- Basic White Cardstock (Stamped Images) – 4 1/4 x 5 1/2 (before die-cutting)
- Basic White Cardstock (sentiment) – 2 1/2 x 1/2

2. stamp:

- Use a [Mini MISTI](#) stamp tool to position and stamp the floral images and sentiment in Tuxedo Black Memento Ink onto the coordinating pieces of Basic White Cardstock.
- Color the coneflower with the following Stampin' Blends:
 - flower center – light & dark Petal Pink
 - flower petals – light Secret Sea, light & dark Cloud Cover
 - stem & leaves – light & dark Soft Sea Foam

Coneflower Celebrations in Cloud Cover & Secret Sea

Mary Fish

maryfish@stampinpretty.com

<http://stampinpretty.com>



3. crop:

- Crop the floral images with the coordinating Coneflower Celebrations dies.
- Crop the sentiment ends with the Happy Labels Pick a Punch.

4. assemble & adhere:

- Adhere the Soft Sea Foam to the card base with Multipurpose Liquid Glue.
- Adhere the Basic White to the Petal Pink with Multipurpose Liquid Glue. Wrap with white Baker's Twine Essentials, securing with a bow. Adhere to the card base with Stampin' Dimensionals.
- Adhere all stamped pieces to the card as shown with Stampin' Dimensionals.

5. embellish:

- Add 3 Antique Pearls as shown.

6. envelope:

- Adhere the 5 3/4 x 2 1/4 Designer Series Paper to a Basic White Medium envelope flap with Multipurpose Liquid Glue. Tip: Add glue to the flap, not the Designer Series Paper.

Coneflower Celebrations in Cloud Cover & Secret Sea

Mary Fish

maryfish@stampinpretty.com


<http://stampinpretty.com>

learn more:

- Watch ALL my [1 Minute to WOW Video Tutorials](#) for quick paper crafting tips [here](#).

[CLICK FOR BLOG POST](#)

[CLICK TO SHOP](#)



[Coneflower Celebration Bundle \(English\) - 165251](#)

Price: \$53.00

[Add to Cart](#)



[Coneflower Celebrations Photopolymer Stamp Set \(English\) - 165247](#)

Price: \$24.00

[Add to Cart](#)



[Coneflower Celebrations Dies - 165250](#)

Price: \$35.00

[Add to Cart](#)



[Stampin' Cut & Emboss Machine - 149653](#)

Price: \$140.00

[Add to Cart](#)



[Paper Trimmer - 152392](#)

Price: \$28.00

[Add to Cart](#)



[Stampin' Dimensionals - 104430](#)

Price: \$4.25

[Add to Cart](#)



[Multipurpose Liquid Glue - 110755](#)

Price: \$6.00


[Add to Cart](#)



[Basic White 8-1/2\"/>](#)

Price: \$13.00


[Add to Cart](#)



[Cloud Cover 8-1/2\"/>](#)

Price: \$14.00

[Add to Cart](#)



[Soft Sea Foam 8-1/2\"/>](#)

Price: \$14.00

[Add to Cart](#)

Coneflower Celebrations in Cloud Cover & Secret Sea

Mary Fish

maryfish@stampinpretty.com

<http://stampinpretty.com>



[Petal Pink 8-1/2" X 11" Cardstock - 146985](#)

Price: \$14.00

[Add to Cart](#)



[Happy Labels Pick A Punch - 160693](#)

Price: \$30.00

[Add to Cart](#)



[Tuxedo Black Memento Ink Pad - 132708](#)

Price: \$8.00


[Add to Cart](#)



[Cloud Cover Stampin' Blends Combo Pack - 165287](#)

Price: \$11.00

[Add to Cart](#)



[Secret Sea Stampin' Blends Combo Pack - 165289](#)

Price: \$11.00

[Add to Cart](#)



[Petal Pink Stampin' Blends Combo Pack - 154893](#)

Price: \$11.00

[Add to Cart](#)



[Soft Sea Foam Stampin' Blends Combo Pack - 154902](#)

Price: \$11.00


[Add to Cart](#)



[Basic White Medium Envelopes - 159236](#)

Price: \$11.00


[Add to Cart](#)



[2025-2027 In Color™ 6" X 6" \(15.2 X 15.2 Cm\) Designer Series Paper - 165300](#)

Price: \$12.50


[Add to Cart](#)



[Antique Pearls - 164679](#)

Price: \$8.50

[Add to Cart](#)



[Baker's Twine Essentials Pack - 155475](#)

Price: \$11.00

[Add to Cart](#)