

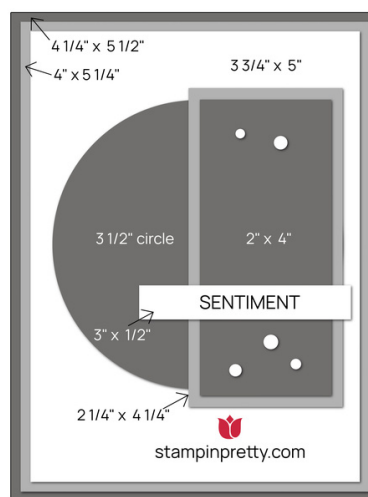
EEK! A Spook-tacular Sketch in Action!

A Newsletter Subscriber Exclusive

Mary Fish

maryfish@stampinpretty.com

<http://stampinpretty.com>



measure & cut (from bottom to top):

card base:

- Blackberry Bliss Cardstock: 4 1/4 x 11, scored at 5 1/2

layers (from bottom to top):

- Lemon Lime Twist Cardstock: 4 x 5 1/4
- Basic White Cardstock: 3 3/4 x 5
- Blackberry Bliss Cardstock (web die-cuts): 2 1/2 x 6
- Lemon Lime Twist Cardstock: 2 1/2 x 4 1/2
- Basic White Cardstock (stamped & die-cut): 2 1/2 x 4 1/2
- Basic White Cardstock (EEK): 2 1/4 x 1 1/2
- Basic Black Cardstock (spider): scraps
- Blackberry Bliss Cardstock (sentiment banner): 3 3/4 x 1

envelope:

- Lemon Lime Twist 6 x 6 Brights Designer Series Paper: 5 3/4 x 2 1/2 (before snipping)

EEK! A Spook-tacular Sketch in Action!

A Newsletter Subscriber Exclusive

Mary Fish

maryfish@stampinpretty.com

<http://stampinpretty.com>



stamp:

- Use a Clear Block D or a [Mini MISTI](#) Stamp Positioning Tool to stamp the sentiment (Fright Night Stamp Set) in Versamark Ink onto the Blackberry Bliss Cardstock. Cover with White Basics WOW Embossing Powder. Tap to remove the excess then set with a Heat Tool.
- Use a Clear Block or a [Mini MISTI](#) Stamp Positioning Tool to stamp the striped label image in Blackberry Bliss onto the Basic White Cardstock.

crop:

- Use a [Stampin' Cut & Emboss Machine](#) (Standard) to crop the following with the Fright Night dies:
 - Blackberry Bliss - 3 web dies
 - Lemon Lime Twist - Largest label die
 - Stamped Label Image - Coordinating label die
 - Basic White - "EEK" die
 - Basic Black - Spider die
 - Sentiment - Coordinating banner die

EEK! A Spook-tacular Sketch in Action!

A Newsletter Subscriber Exclusive

Mary Fish
maryfish@stampinpretty.com
<http://stampinpretty.com>



assemble & adhere:

- Burnish the fold of the card base with a Bone Folder.
- Layer and adhere the Basic White and Lemon Lime Twist together and to the card base with Multipurpose Liquid Glue.
- Adhere the 3 web die-cuts as shown with Stampin' Dimensionals (you only need to adhere the tips of the webs)
- Layer and adhere the labels together with Multipurpose Liquid Glue and to the card with Stampin' Dimensionals.
- Adhere the spider and sentiment die-cut and banner with snipped-to-size Stampin' Dimensionals.

embellish:

- Embellish with white Shimmer Star Foam Stickers.

envelope flap:

- Adhere the 5 3/4 x 2 1/2 Designer Series Paper to a Basic White Medium envelope flap with Multipurpose Liquid Glue. Flip to the inside of the flap and carefully snip away the excess with Paper Snips.

learn more:

- Watch ALL my [1 Minute to WOW Video Tutorials](#) for quick paper crafting tips [here](#).

CLICK TO SHOP

EEK! A Spook-tacular Sketch in Action!

A Newsletter Subscriber Exclusive

Mary Fish

maryfish@stampinpretty.com

<http://stampinpretty.com>



[Fright Night Bundle \(English\) - 166107](#)

Price: \$50.25

Add to Cart



[Fright Night Cling Stamp Set \(English\) - 166103](#)

Price: \$25.00

Add to Cart



[Fright Night Dies - 166106](#)

Price: \$31.00


Add to Cart



[Blackberry Bliss 8-1/2" X 11" Cardstock - 133675](#)

Price: \$14.00


Add to Cart



[Lemon Lime Twist 8-1/2" X 11" Cardstock - 144245](#)

Price: \$14.00


Add to Cart



[Basic White 8-1/2" X 11" Cardstock - 166780](#)

Price: \$14.00


Add to Cart



[Basic Black 8-1/2" X 11" Cardstock - 121045](#)

Price: \$14.00

Add to Cart



[Shimmer Star Foam Stickers - 166202](#)

Price: \$9.50

Add to Cart



[Stampin' Cut & Emboss Machine - 149653](#)

Price: \$140.00

Add to Cart



[Paper Trimmer - 152392](#)

Price: \$28.00

Add to Cart



[Stampin' Dimensionals - 104430](#)

Price: \$4.25

Add to Cart



[Multipurpose Liquid Glue - 110755](#)

Price: \$6.00

Add to Cart



[Blackberry Bliss Classic Stampin' Pad - 147092](#)

Price: \$9.00


Add to Cart



[VersaMark Pad - 102283](#)

Price: \$9.50

Add to Cart



[Embossing Additions Tool Kit - 159971](#)

Price: \$27.00

Add to Cart

EEK! A Spook-tacular Sketch in Action!

A Newsletter Subscriber Exclusive

Mary Fish

maryfish@stampinpretty.com

<http://stampinpretty.com>



[Basics Wow!
Embossing
Powder - 165679](#)

Price: \$21.00

[Add to Cart](#)



[Heat Tool - 129053](#)

Price: \$32.00

[Add to Cart](#)



[Clear Block D -
118485](#)

Price: \$9.50

[Add to Cart](#)