

Make a "Merry" Gingerbread Man Card with Sending Cheer Bundle

Mary Fish

maryfish@stampinpretty.com

<http://stampinpretty.com>



CUT YOUR CARD STOCK:

- Crumb Cake Card Stock:
Card Base – 4 1/4 x 11, scored at 5 1/2
- Pool Party Card Stock:
Layer – 2 3/4 x 5
- Early Espresso Card Stock:
Sentiment – 3 3/4 x 1 3/4
- Vellum Basics 12 x 12 Specialty Designer Series Paper
Layer – 3 x 3 1/2

Make a "Merry" Gingerbread Man Card with Sending Cheer Bundle

Mary Fish
maryfish@stampinpretty.com
<http://stampinpretty.com>



PROJECT TUTORIAL:

1. Begin by burnishing the fold of the Crumb Cake card base with a Bone Folder.
2. Adhere the Pool Party card stock to the card base as shown with Multipurpose Liquid Glue.
3. Adhere the Vellum Basics as shown with Stampin' Dimensionals.
4. Rub the Early Espresso layer with an Embossing Buddy (Embossing Additions Tool Kit).
5. Use a Clear Block D to stamp the sentiment (More Wishes) in Versamark Ink onto the Early Espresso layer. Cover with White Stampin' Emboss Powder. Set with a Heat Tool.
6. Wrap with a piece of Linen Thread, secure with a bow.
7. Adhere to the card with Stampin' Dimensionals.
8. Use a Clear Block D to stamp the gingerbread (Sending Cheer Stamp Set) in Crumb Cake Classic Ink onto the Basic White layer.
9. Use a Clear Block A to stamp the hearts in Real Red Classic Ink onto the gingerbread.
10. Rub the gingerbread layer with an Embossing Buddy (Embossing Additions Tool Kit).
11. Stamp the face in Versamark Ink as shown. Cover with white Basic's Embossing Powder. Set with a Heat Tool.
12. Crop with a [Stampin' Cut & Emboss Machine](#) (Standard or Mini) and coordinating Sending Cheer die.
13. Adhere to the card as shown with Stampin' Dimensionals.
14. **POP OF PERSONALITY!** Embellish with White Classic Matte Dots.

[CLICK FOR BLOG POST](#)

[CLICK TO SHOP](#)

Make a "Merry" Gingerbread Man Card with Sending Cheer Bundle

Mary Fish

maryfish@stampinpretty.com

<http://stampinpretty.com>



Sending Cheer Bundle (English) - 162053

Price: \$53.00

Add to Cart



Sending Cheer Photopolymer Stamp Set (English) - 162050

Price: \$24.00

Add to Cart



Sending Cheer Dies - 162052

Price: \$35.00

Add to Cart



More Wishes Photopolymer Stamp Set (English) - 162324

Price: \$25.00

Add to Cart



Paper Trimmer - 152392

Price: \$26.00

Add to Cart



Stampin' Cut & Emboss Machine - 149653

Price: \$128.00


Add to Cart



Mini Stampin' Cut & Emboss Machine - 150673

Price: \$66.00


Add to Cart



Classic Matte Dots - 158146

Price: \$7.00

Add to Cart



Crumb Cake 8-1/2" X 11" Cardstock - 120953

Price: \$10.00

Add to Cart



Pool Party 8-1/2" X 11" Cardstock - 122924

Price: \$10.00


Add to Cart



Vellum Basics 12" X 12" (30.5 X 30.5 Cm) Specialty Designer Series Paper - 160839

Price: \$10.00


Add to Cart



Early Espresso 8-1/2" X 11" Cardstock - 119686

Price: \$10.00

Add to Cart



Embossing Additions Tool Kit - 159971

Price: \$27.00

Add to Cart



VersaMark Pad - 102283

Price: \$9.50

Add to Cart



Basics Embossing Powders - 155554

Price: \$18.00

Add to Cart

Make a "Merry" Gingerbread Man Card with Sending Cheer Bundle

Mary Fish

maryfish@stampinpretty.com

<http://stampinpretty.com>



Heat Tool - 129053

Price: \$31.00

Add to Cart



Linen Thread - 104199

Price: \$5.00

Add to Cart



Crumb Cake Classic Stampin' Pad - 147116

Price: \$9.00

Add to Cart



Real Red Classic Stampin' Pad - 147084

Price: \$9.00

Add to Cart



Stampin' Dimensionals - 104430

Price: \$4.25

Add to Cart



Multipurpose Liquid Glue - 110755

Price: \$5.50

Add to Cart