

A Simple Card with the Nature Walk Suite Collection

A Newsletter Subscriber Exclusive

Mary Fish

maryfish@stampinpretty.com

<http://stampinpretty.com>



measure & cut (from bottom to top):

card base:

- Basic White Thick Cardstock: 4 1/4 x 11, scored at 5 1/2

layers (before die-cutting):

- Nature Walk Designer Series Paper: 3 3/4 x 5
- Nature Walk Designer Series Paper: 3 1/2 x 4 3/4
- Basic White Thick Cardstock: 2 1/2 x 4 (die-cut)
- Nature Walk Designer Series Paper: 3 x 4 1/4 (die-cut)
- Basic White Cardstock: 2 1/2 x 2 1/4 (sentiment)

envelope flap:

- Nature Walk Designer Series Paper – 5 3/4 x 2 1/4

A Simple Card with the Nature Walk Suite Collection

A Newsletter Subscriber Exclusive

Mary Fish

maryfish@stampinpretty.com

<http://stampinpretty.com>



stamp ([clear blocks](#) or [stamp positioning tool](#)):

- Stamp the sentiment (Nature's Symphony Stamp Set) in Pretty Peacock Classic Ink onto the Basic White Cardstock.

crop, cut, assemble, adhere & embellish:

- Burnish the fold of the card base with a Bone Folder.
- Adhere the two layers of Designer Series Paper together with Multipurpose Liquid Glue and to the card base with Stampin' Dimensionals.
- Use a [Stampin' Cut & Emboss Machine](#) (Standard or Mini) to crop the Basic White Cardstock with the 2 1/4 x 3 3/4 Textured Notes die.
- Use a [Stampin' Cut & Emboss Machine](#) (Standard or Mini) to crop the Designer Series Paper with the Nature's Symphony die.
- Adhere the die-cut greenery and the die-cut rectangle together as shown with Multipurpose Liquid Glue and to the card with Stampin' Dimensionals.
- Crop the sentiment with the 2" Circle Punch. Adhere as shown with Stampin' Dimensionals.
- Tie a bow of white Basic Baker's Twine. Adhere with a Mini Glue Dot.
- Embellish with Secret Sea Moody Palette Glossy Dots.

envelope flap:

- Adhere the 5 3/4 x 2 1/4 Designer Series Paper to a Basic White Medium envelope flap with Multipurpose Liquid Glue. Tip: Add glue to the flap, not the Designer Series Paper.

A Simple Card with the Nature Walk Suite Collection

A Newsletter Subscriber Exclusive

Mary Fish


maryfish@stampinpretty.com

<http://stampinpretty.com>

learn more:

- Watch ALL my [1 Minute to WOW Video Tutorials](#) for quick paper crafting tips [here](#).


CLICK TO SHOP



[Nature Walk Suite Collection \(English\) - 166936](#)

Price: \$84.75


Add to Cart



[Nature's Symphony Bundle \(English\) - 166926](#)

Price: \$46.75


Add to Cart



[Nature Walk 12" X 12" \(30.5 X 30.5 Cm\) Designer Series Paper - 166912](#)

Price: \$12.50


Add to Cart



[Basic White 8-1/2" X 11" Thick Cardstock - 159229](#)

Price: \$17.00


Add to Cart



[Basic White 8-1/2" X 11" Cardstock - 166780](#)

Price: \$14.00

Add to Cart



[Moody Palette Glossy Dots - 167180](#)

Price: \$8.00

Add to Cart



[Stampin' Cut & Emboss Machine - 149653](#)

Price: \$140.00


Add to Cart



[Mini Stampin' Cut & Emboss Machine - 150673](#)

Price: \$69.00

Add to Cart



[Textured Notes Dies - 165555](#)

Price: \$31.00

Add to Cart



[Paper Trimmer - 152392](#)

Price: \$28.00

Add to Cart

A Simple Card with the Nature Walk Suite Collection

A Newsletter Subscriber Exclusive

Mary Fish

maryfish@stampinpretty.com

<http://stampinpretty.com>



[Multipurpose
Liquid Glue -
110755](#)

Price: \$6.00

Add to Cart



[Baker's Twine
Essentials Pack -
155475](#)

Price: \$11.00

Add to Cart



[Stampin'
Dimensionals -
104430](#)

Price: \$4.25

Add to Cart



[Basic White
Medium Envelopes
- 159236](#)

Price: \$11.00

Add to Cart



[Pretty Peacock
Classic Stampin'
Pad - 150083](#)

Price: \$9.00

Add to Cart



[2" \(5.1 Cm\) Circle
Punch - 133782](#)

Price: \$25.00

Add to Cart