

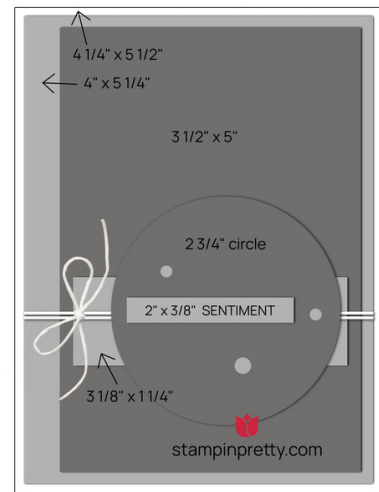
# Exclusive Sketch-Inspired Creations Using Floral Charm

A Newsletter Subscriber Exclusive

Mary Fish

[maryfish@stampinpretty.com](mailto:maryfish@stampinpretty.com)

<http://stampinpretty.com>



## measure & cut (from bottom to top):

### card base:

- Basic White Thick Cardstock: 4 1/4 x 11, scored at 5 1/2

### layers (from bottom to top):

- Pool Party or Night of Navy Cardstock: 4 x 5 1/4
- Floral Charm Designer Series Paper: 3 1/2 x 5
- Pool Party or Basic White Cardstock: 3 1/8 x 1 1/4
- Pretty Peacock or Night of Navy (qty 2) Cardstock: 3 x 3 (before die-cutting)
- Basic White Cardstock: 4 x 4 or 2 1/2 x 4 (before die-cutting)
- Pool Party or Basic White Cardstock (sentiment) : 2 x 3/4 (before trimming/die-cutting)

### envelope:

- Floral Charm Designer Series Paper: 5 3/4 x 2 1/4

# Exclusive Sketch-Inspired Creations Using Floral Charm

A Newsletter Subscriber Exclusive

Mary Fish

[maryfish@stampinpretty.com](mailto:maryfish@stampinpretty.com)

<http://stampinpretty.com>



## stamp:

- Use a Clear Block C or Stamp Positioning Tool to stamp the sentiment(s) (Charming Day Stamp Set) in Pretty Peacock or Night of Navy Classic Ink onto the coordinating sentiment layer.

## crop:

- Use a [Stampin' Cut & Emboss Machine](#) (Standard) to crop the following:  
Pretty Peacock: 2 3/4 Spotlight on Nature Circle Die  
Night of Navy: 2 & 2 1/2 Stylish Shapes Circle Dies  
Basic White: Charming Day Floral Dies  
Basic White: 1 1/2 x 1/2 Stylish Shape Sentiment Die

## assemble & adhere:

- Burnish the fold of the card base with a Bone Folder.
- Adhere the Floral Charm Designer Series Paper to the coordinating cardstock layer as shown with Multipurpose Liquid Glue.
- Adhere the 3 1/8 x 1 1/4 piece of cardstock to the card as shown with Multipurpose Liquid Glue.
- Double wrap all layers with white Baker's Twine Essentials, securing with a bow. Adhere the layer to the card base with Stampin' Dimensionals.
- Adhere the circle & floral die-cuts and sentiments together and to the card as shown with Stampin' Dimensionals.

## embellish:

- Embellish with 3 Pool Party Rainbow Dots or 3 Night of Navy Charming Shimmer Faceted Dots as shown.

# Exclusive Sketch-Inspired Creations Using Floral Charm

A Newsletter Subscriber Exclusive

Mary Fish

[maryfish@stampinpretty.com](mailto:maryfish@stampinpretty.com)

<http://stampinpretty.com>



## envelope flap:

- Adhere the 5 3/4 x 2 1/4 Designer Series Paper to a Basic White Medium envelope flap with Multipurpose Liquid Glue. TIP: Add glue to the flap, not the Designer Series Paper.

# Exclusive Sketch-Inspired Creations Using Floral Charm

A Newsletter Subscriber Exclusive

Mary Fish


[maryfish@stampinpretty.com](mailto:maryfish@stampinpretty.com)

<http://stampinpretty.com>

## learn more:

- Watch ALL my [1 Minute to WOW Video Tutorials](#) for quick paper crafting tips [here](#).

CLICK TO SHOP



[Floral Charm Suite  
Collection  
\(English\) - 166141](#)

Price: \$86.00

[Add to Cart](#)



[Charming Day  
Bundle \(English\) -  
166136](#)

Price: \$52.00

[Add to Cart](#)



[Charming Day  
Cling Stamp Set  
\(English\) - 166126](#)

Price: \$23.00


[Add to Cart](#)



[Charming Day  
Dies - 166135](#)

Price: \$35.00

[Add to Cart](#)



[Basic White 8-1/2"  
X 11" Thick  
Cardstock -  
159229](#)

Price: \$17.00

[Add to Cart](#)



[Floral Charm 12" X  
12" \(30.5 X 30.5  
Cm\) Designer  
Series Paper -  
166125](#)

Price: \$12.50


[Add to Cart](#)



[Pool Party 8-1/2" X  
11" Cardstock -  
122924](#)

Price: \$14.00

[Add to Cart](#)



[Night Of Navy 8-  
1/2" X 11"  
Cardstock -  
100867](#)

Price: \$14.00


[Add to Cart](#)



[Pretty Peacock 8-  
1/2" X 11"  
Cardstock -  
150880](#)

Price: \$14.00

[Add to Cart](#)



[Basic White 8-1/2"  
X 11" Cardstock -  
166780](#)

Price: \$14.00

[Add to Cart](#)



# Exclusive Sketch-Inspired Creations Using Floral Charm

A Newsletter Subscriber Exclusive

Mary Fish

[maryfish@stampinpretty.com](mailto:maryfish@stampinpretty.com)

<http://stampinpretty.com>



[Stampin' Cut & Emboss Machine - 149653](#)

Price: \$140.00

[Add to Cart](#)



[Paper Trimmer - 152392](#)

Price: \$28.00

[Add to Cart](#)



[Paper Snips Scissors - 103579](#)

Price: \$12.00

[Add to Cart](#)



[Stampin' Dimensionals - 104430](#)

Price: \$4.25

[Add to Cart](#)



[Multipurpose Liquid Glue - 110755](#)

Price: \$6.00

[Add to Cart](#)



[Pretty Peacock Classic Stampin' Pad - 150083](#)

Price: \$9.00

[Add to Cart](#)



[Night Of Navy Classic Stampin' Pad - 147110](#)

Price: \$9.00


[Add to Cart](#)



[Rainbow Adhesive-Backed Dots - 162758](#)

Price: \$9.00

[Add to Cart](#)



[Charming Shimmer Faceted Dots - 166139](#)

Price: \$8.50

[Add to Cart](#)



[Baker's Twine Essentials Pack - 155475](#)

Price: \$11.00

[Add to Cart](#)



[Spotlight On Nature Dies - 163580](#)

Price: \$35.00

[Add to Cart](#)



[Stylish Shapes Dies - 159183](#)

Price: \$30.00

[Add to Cart](#)



[Basic White Medium Envelopes - 159236](#)

Price: \$11.00

[Add to Cart](#)