

Mini Gift Bag with Card Hanger

Daisy Lane Bundle

Michelle Suit

571-217-8414

shellsuit@verizon.net

<http://SuitablyStamped.stampinup.net>



Measurements:

Seaside Spray Designer Series Paper - 2 ea. 5 1/2" x 6", scrap for 2 medium daisies

Seaside Spray Card Stock - 3/4" x 3" for hanger, 2" x 4" scored at 2" on the long edge

Terracotta Tile Designer Series Paper - 1 7/8" x 1 7/8"

Whisper White - scrap for sentiment

Ribbon - 8 inches

Directions:

1. Score both pieces of Designer Series Paper - With 6" edge at the top: score at 1 1/2" and 4 1/2". With 5 1/2" edge at the top: score at 3/4" and 3 1/4"
2. Fold the 3/4" sections towards the front and burnish with bone folder. Also burnish the other score line towards the bottom of piece. Repeat for the 2nd piece.
3. For one of the pieces, cut the squares at the bottom left and right off.

Mini Gift Bag with Card Hanger

Daisy Lane Bundle

Michelle Suit

571-217-8414

shellsuit@verizon.net

<http://SuitablyStamped.stampinup.net>

4. Adhere the bottoms of the pieces and then adhere sides to form bag.
5. Using the Classic Label Punch, punch the opening in the 1" x 3" strip of Seaside Spray card stock to create card hanger.
6. Use adhesive ONLY on the top edge of the card hanger and adhere right below the top flap on the front of the bag.
7. Adhere both ends of the ribbon to the inside of both sides of the bag.
8. For card, fold the 2" x 4" piece of Seaside Spray card stock on the score line and burnish.
9. Adhere the 1 7/8" x 1 7/8" piece of Terracotta Tile DSP to the front of card.
10. Punch out two daisies from the Designer Series Paper. Adhere the daisy centers together.
11. Adhere daisy to the front of card. Add a Terracotta Tile Faceted Gem to the center of the daisy.
12. Stamp the sentiment on a scrap of Whisper White card stock and punch out using the Classic Label Punch and adhere to the card front.
13. Add small Seaside Spray Faceted Gems to both ends of sentiment.
14. Insert card into the card hanger on the front of bag.

Mini Gift Bag with Card Hanger


Daisy Lane Bundle

Michelle Suit

571-217-8414

shellsuit@verizon.net


<http://SuitablyStamped.stamping.net>



[2019–2021 In Color](#)
[6" X 6" \(15.2 X 15.2](#)
[Cm\) Designer Series](#)
[Paper](#)

149617


Price: \$11.50



[2019-2021 In Color](#)
[Faceted Dots](#)

149607

Price: \$6.50



[Seaside Spray 1/2"](#)
[\(1.3 Cm\) Scalloped](#)
[Linen Ribbon](#)

149707

Price: \$8.00



[Itty Bitty Greetings](#)
[Cling-Mount Stamp](#)
[Set](#)

151331

Price: \$36.00



[Terracotta Tile](#)
[Classic Stampin' Pad](#)

150086

Price: \$7.50



[Classic Label Punch](#)

141491

Price: \$18.00



[Medium Daisy Punch](#)

149517

Price: \$16.00