

# Make Your Own Background Paper with Decorative Masks

Jennifer Roque

2405785644

[stampcampwithjen@gmail.com](mailto:stampcampwithjen@gmail.com)

[stampcampwithjen.com](http://stampcampwithjen.com)



## Details:

- Thick Basic White Card Base:  
5-1/2" x 8-1/2"
- Shimmery White Cardstock:  
3-1/4" x 4-3/4"

## Instructions:

1. Stamp one of the large stamps from the Hello Beautiful Stamp Set in Magenta Madness or Bumblebee ink on the Shimmery White Cardstock. Make sure not to leave a lot of white space on your background.
2. Fill a Stampin' Spritzer with a half and half solution of water and 90% rubbing alcohol.

# Make Your Own Background Paper with Decorative Masks

Jennifer Roque  
2405785644

[stampcampwithjen@gmail.com](mailto:stampcampwithjen@gmail.com)  
[stampcampwithjen.com](http://stampcampwithjen.com)

3. Lay the decorative mask over the stamp layer and spritz with your Stampin' Spritzer.
4. Lay a paper towel over the mask to absorb any excess water/rubbing alcohol solution.
5. Lift up your decorative mask to reveal your background. Now pop the background up on your card front using Stampin' Dimensionals.
6. Stamp the sentiment from the Hello Beautiful Stamp Set in Versamark Ink on to a scrap piece of Basic Black Cardstock then set with your Heat Tool.
7. Die cut the sentiment with the second smallest hexagon die from the Beautiful Shapes Dies.
8. Die cut a piece of Gold Foil with the second largest hexagon from the Beautiful Shapes Dies.
9. Adhere the basic black hexagon to the gold hexagon then adhere to your card front.
10. Embellish your card with Artistry Blooms Adhesive-Backed Sequins or Matte Black Dots and your card is finished!

# Make Your Own Background Paper with Decorative Masks

Jennifer Roque  
2405785644

[stampcampwithjen@gmail.com](mailto:stampcampwithjen@gmail.com)  
[stampcampwithjen.com](http://stampcampwithjen.com)



Hello Beautiful Bundle (English) - 158047

Price: \$42.25


Add to Cart



Hello Beautiful Photopolymer Stamp Set (English) - 158041

Price: \$18.00


Add to Cart



Beautiful Shapes Dies - 158046

Price: \$29.00


Add to Cart



Basic White 8-1/2" X 11" Thick Cardstock - 159229

Price: \$8.25

Add to Cart



Shimmery White 8-1/2" X 11" Cardstock - 101910

Price: \$10.00

Add to Cart



Basic Black 8-1/2" X 11" Cardstock - 121045

Price: \$8.75

Add to Cart



Gold Foil Sheets - 132622

Price: \$5.00

Add to Cart



Magenta Madness Classic Stampin' Pad - 153117

Price: \$7.50

Add to Cart



Bumblebee Classic Stampin' Pad - 153116

Price: \$7.50

Add to Cart



VersaMark Pad - 102283

Price: \$9.50

Add to Cart



Basics Embossing Powders - 155554

Price: \$18.00

Add to Cart



Heat Tool - 129053

Price: \$30.00

Add to Cart



Basic Pattern Decorative Masks - 150697

**Sale: \$4.80**

Price: \$8.00


Add to Cart



Stampin' Pierce Mat - 126199

Price: \$5.00

Add to Cart



Stampin' Spritzer - 126185

Price: \$3.00

Add to Cart

# Make Your Own Background Paper with Decorative Masks

Jennifer Roque  
2405785644


[stampcampwithjen@gmail.com](mailto:stampcampwithjen@gmail.com)  
[stampcampwithjen.com](http://stampcampwithjen.com)



Artistry Blooms  
Adhesive-Backed  
Sequins - 152477

Price: \$7.00

Add to Cart



Matte Black Dots -  
154284

Price: \$7.00


Add to Cart



Multipurpose  
Liquid Glue -  
110755

Price: \$4.00

Add to Cart



Stampin'  
Dimensionals -  
104430

Price: \$4.00

Add to Cart