

# Love Cats Fun Fold Card

Jennifer Roque

2405785644

[stampcampwithjen@gmail.com](mailto:stampcampwithjen@gmail.com)

[stampcampwithjen.com](http://stampcampwithjen.com)



## Measurements:

- Mint Macaron Card Base: 5-1/2" x 8-1/2" - score at 2" & 3-1/8" on both sides
- Country Floral Lane DSP: (2) 1-3/4" x 5-1/4"
- Country Gingham 6" x 6" DSP: 2" x 5-1/4"
- Sweet Sorbet Scalloped Circle: 2-1/2" circle from the Layering Circles Dies
- Basic White Solid Circle: 2-3/8" circle from the Layering Circles Dies
- Basic White: 2" x 5-1/4"

# Love Cats Fun Fold Card

Jennifer Roque

2405785644

[stampcampwithjen@gmail.com](mailto:stampcampwithjen@gmail.com)

[stampcampwithjen.com](http://stampcampwithjen.com)

## Instructions:

1. Adhere the Country Floral Lane DSP to the left and right panels and the Country Gingham DSP to the center panel of the Mint Macaron Card Base.
2. Flip the card over and adhere the Basic White piece to the center panel.
3. Fold the score lines and burnish with your Bone Folder. The score lines to the right and left of the Country Gingham DSP panel should be folded away from you and the score lines next to them should be folded up toward you.
4. Stamp the cat from the Love Cats Stamp Set in Basic Gray Ink on to the Basic White Solid Circle.
5. Color the heart with the Dark Sweet Sorbet Stampin' Blends Marker.
6. Use Multipurpose Liquid Glue to adhere the Basic White Solid Circle to the Sweet Sorbet Scalloped Circle then pop up on the card front as shown.
7. Stamp the sentiment from the Love Cats Stamp Set in Sweet Sorbet Ink on to a scrap piece of Basic White Cardstock then use your Paper Snips Scissors to trim down the sentiment.
8. Pop the sentiment up on your card front as shown and your card is done!

## Did You Enjoy This Tutorial?

I hope you enjoyed this tutorial. The highest compliment I can receive is your business!

If you need supplies for this project (or any other project) please purchase them through me. Jennifer Roque. Thank you!



Click Here  
to Shop with Me

# Love Cats Fun Fold Card

Jennifer Roque  
2405785644


[stampcampwithjen@gmail.com](mailto:stampcampwithjen@gmail.com)  
[stampcampwithjen.com](http://stampcampwithjen.com)



Love Cats Cling Stamp Set (English) - 160410

Price: \$21.00

Add to Cart



Layering Circles Dies - 151770

Price: \$35.00


Add to Cart



Country Floral Lane 12" X 12" (30.5 X 30.5 Cm) Designer Series Paper - 160375

Price: \$12.00

Add to Cart



Country Gingham 6" X 6" (15.2 X 15.2 Cm) Designer Series Paper - 160388

Price: \$12.00

Add to Cart



Mint Macaron 8-1/2" X 11" Cardstock - 138337

Price: \$9.25

Add to Cart



Basic White 8-1/2" X 11" Cardstock - 159276

Price: \$10.25

Add to Cart



Basic Gray Classic Stampin' Pad - 149165

Price: \$8.00

Add to Cart



Sweet Sorbet Classic Stampin' Pad - 159216

Price: \$8.00

Add to Cart



Sweet Sorbet Stampin' Blends Combo Pack - 159224

Price: \$9.00


Add to Cart



Stampin' Dimensionals - 104430

Price: \$4.25

Add to Cart



Multipurpose Liquid Glue - 110755

Price: \$4.00

Add to Cart