

Scrappy Background Gift Card Holder

Jennifer Roque
2405785644

stampcampwithjen@gmail.com
stampcampwithjen.com



Cut Your Paper:

- Whisper White Card Base: 5 1/2" x 8 1/2"
- Whisper White Gift Card Belly Band: 1/2" x 5"
- Daffodil Delight Cardstock: 1/4" wide
- Best Dressed 6" x 6" Designer Series Paper: 1/2" wide
- Purple Posy Cardstock: 1" wide

Stamp:

1. Position the sentiment in your Stampartus and secure it with your plate.
2. Place the Purple Posy Cardstock in your Stamparatus, secure with your magnet, then stamp the sentiment in Highland Heather Ink along the strip. Repeat along the strip so you have at least 2 sentiments on one strip. Repeat on 2 additional strips.
3. Stamp the Sunshine sentiment in Daffodil Delight ink onto a scrap piece of Whisper White Cardstock.

Scrappy Background Gift Card Holder

Jennifer Roque

2405785644

stampcampwithjen@gmail.com

stampcampwithjen.com

4. Die cut this piece using the Stitched Rectangle Dies.

Assemble:

1. Fold your Whisper White Card Base in half and burnish with your Bone Folder.
2. Place the open card on top of your Silicone Craft Sheet with the front of the card facing you.
3. Take your Stampin' Seal+ and run it all over the front of the card until it is completely covered.
4. Position the strip in an alternating pattern as shown until the front of the card is covered.
5. Turn the card over and trim off the excess with your Paper Snips.
6. Take your Whisper White Gift Card Belly Band strip and wrap it somewhat loosely around a gift card to get the exact size. Secure it with Stampin' Seal+.
7. Adhere the belly band to your card using Stampin' Seal+.
8. Pop the sentiment up using Stampin' Dimensionals to cover the gift card belly band.
9. Color some Rhinestone Basic Jewels with your Daffodil Delight Stampin' Blends and place them on your card and you're done!

Scrappy Background Gift Card Holder

Jennifer Roque
2405785644

stampcampwithjen@gmail.com
stampcampwithjen.com




[Best Dressed 6" X 6" \(15.2 X 15.2 Cm\) Designer Series Paper - 151319](#)

Price: \$11.50




[Purple Posy 8-1/2" X 11" Cardstock - 150881](#)

Price: \$8.75



[Daffodil Delight 8-1/2" X 11" Cardstock - 119683](#)

Price: \$8.75



[Whisper White 8-1/2" X 11" Cardstock - 100730](#)

Price: \$9.75




[Paper Trimmer - 152392](#)

Price: \$25.00



[Stamperatus - 146276](#)

Price: \$49.00



[Stitched Rectangles Dies - 151820](#)

Price: \$35.00



[Highland Heather Classic Stampin' Pad - 147103](#)

Price: \$7.50



[Daffodil Delight Classic Stampin' Pad - 147094](#)

Price: \$7.50



[Daffodil Delight Stampin' Blends Combo Pack - 154883](#)

Price: \$9.00



[Rhinestone Basic Jewels - 144220](#)

Price: \$5.00



[Silicone Craft Sheet - 127853](#)

Price: \$6.00



[Stampin' Seal+ - 149699](#)

Price: \$12.00



[Bone Folder - 102300](#)

Price: \$7.00



[Paper Snips - 103579](#)

Price: \$10.00

Scrappy Background Gift Card Holder

Jennifer Roque
2405785644

stampcampwithjen@gmail.com
stampcampwithjen.com



[Stampin'
Dimensionals -
104430](#)

Price: \$4.00

Add All to Cart