

You're The Cherry On Top Slider Gift Card Holder

Stamp Camp To Go - Share A Milkshake

Jennifer Roque

2405785644

stampcampwithjen@gmail.com

stampcampwithjen.com



Measurements:

- Sweet Sorbet:
 - 4-1/4" x 5-1/2"
 - 2-3/4" x 3-3/4"
 - 2" x 6" - scored at 2" and 2-1/2"
- Basic White:
 - 2" x 3-1/2"
 - 2-1/2" x 3-1/2"
 - 4" x 5-1/4"
- Soft Suede: 1/2" x 3-1/2"
- Country Gingham DSP: 3-3/4" x 5"

You're The Cherry On Top Slider Gift Card Holder

Stamp Camp To Go - Share A Milkshake

Jennifer Roque

2405785644

stampcampwithjen@gmail.com

stampcampwithjen.com

Instructions:

1. Adhere the 4" x 5-1/4" Basic White piece to the center of the 4-1/4" x 5-1/2" Sweet Sorbet piece.
2. Die cut the small wide Rectangle Stitched Die in the center of the Country Gingham DSP piece then adhere to the card front using Stampin' Dimensionals, be sure to leave the bottom center open and free of dimensionals so that your slider piece and move freely.
3. Stamp the ice cream in Fresh Freesia, Sweet Sorbet and Mint Macaron Ink and the cherry in Sweet Sorbet on to a scrap piece of Basic White cardstock then die cut them all using the Share A Milkshake Dies.
4. Die cut the ice cream bowl using a piece of Silver Foil and the Share A Milkshake Dies then die cut the small ice cream topping out of a scrap piece of Basic White ice cream.
5. Emboss the Soft Suede piece using the Timber 3D Embossing Folder then adhere to the bottom edge of the 2-1/2" x 3-1/2" Basic White piece.
6. Adhere the silver ice cream bowl, the Fresh Freesia, Sweet Sorbet and Mint Macaron Ink ice cream scoops, the Basic White ice cream topping and the cherry as shown using Multipurpose Liquid Glue.
7. Stamp the " You're The Cherry On Top" sentiment in Sweet Sorbet Ink as shown then adhere this piece to the 2-3/4" x 3-3/4" Sweet Sorbet piece.
8. Apply a piece of Tear & Tape to the small section of the 2" x 6" Sweet Sorbet piece, remove the backing and adhere to the top center of the backside of the 2-3/4"x 3-3/4" Sweet Sorbet piece.
9. Apply a piece of Tear & Tape to the edge of the shorter section of the 2" x 6" Sweet Sorbet piece, remove the backing and adhere to the card front. Be sure the other end is lined up with the front center of the card edge as shown. Refer to the video at 51:40 if this is confusing.

You're The Cherry On Top Slider Gift Card Holder

Stamp Camp To Go - Share A Milkshake

Jennifer Roque

2405785644

stampcampwithjen@gmail.com

stampcampwithjen.com

10. Adhere the 2" x 3-1/2" Basic White piece to the inside of the flap, this is where your message goes.

11. If desired you can add a gift card as shown in the video. Now your card is done and ready for gifting!

Did You Enjoy This Tutorial?

I hope you enjoyed this tutorial. The highest compliment I can receive
is your business!

If you need supplies for this project (or any
other project) please purchase them through
me. Jennifer Roque. Thank you!



[Click Here
to Shop with Me](#)

You're The Cherry On Top Slider Gift Card Holder

Jennifer Roque
2405785644

stampcampwithjen@gmail.com
stampcampwithjen.com


Stamp Camp To Go - Share A Milkshake



Share A Milkshake Bundle (English) - 160396

Price: \$44.00

Add to Cart



Rectangle Stitched Dies - 151820

Price: \$35.00


Add to Cart



Timber 3D Embossing Folder - 156406

Price: \$10.00


Add to Cart



Country Gingham 6" X 6" (15.2 X 15.2 Cm) Designer Series Paper - 160388

Price: \$12.00

Add to Cart



Silver Foil 12" X 12" (30.5 X 30.5 Cm) Specialty Pack - 156457

Price: \$10.00

Add to Cart



Sweet Sorbet 8-1/2" X 11" Cardstock - 159268

Price: \$9.25

Add to Cart



Soft Suede 8-1/2" X 11" Cardstock - 115318

Price: \$9.25

Add to Cart



Basic White 8-1/2" X 11" Cardstock - 159276

Price: \$10.25

Add to Cart



Fresh Freesia Classic Stampin' Pad - 155611

Price: \$8.00

Add to Cart



Sweet Sorbet Classic Stampin' Pad - 159216

Price: \$8.00

Add to Cart



Mint Macaron Classic Stampin' Pad - 147106

Price: \$8.00

Add to Cart



Tear & Tape Adhesive - 154031

Price: \$7.00

Add to Cart



Stampin' Dimensionals - 104430

Price: \$4.25

Add to Cart



Multipurpose Liquid Glue - 110755

Price: \$4.00

Add to Cart

Add All to Cart