

Tropical Slider Valentine's Day Card

Jennifer Roque

2405785644

stampcampwithjen@gmail.com

stampcampwithjen.com



Cut Your Paper:

Crumb Cake Card Base: 5 1/2" x 8 1/2"

Pear Pizzazz Layer: 4 1/8" x 5 3/8"

Whisper White Cardstock: 3" x 3"

Tropical Oasis DSP: 3" x 3"

Crumb Cake Cardstock: 2 1/2" x 3"

Make Your Card Base:

1. Fold your Crumb Cake Card Base in half and burnish with your Bone Folder.
2. Run your Pear Pizzazz Layer in the Layered Leaves 3D Embossing Folder through an embossing machine.
3. Adhere the debossed side up onto your card base using Tear & Tape. Set aside.

Tropical Slider Valentine's Day Card

Jennifer Roque

2405785644

stampcampwithjen@gmail.com

stampcampwithjen.com

Punching and Stamping:

1. Cut a heart out of the center of your Tropical Oasis DSP using the solid heart from the Heart Punch Pack.
2. Make the scalloped heart border by punching out a scalloped heart in Flirty Flamingo Cardstock using the scalloped heart punch from the Heart Punch Pack and then punch out the middle with the solid heart punch.
3. Use your Fine Tip Glue Pen and adhere the Flirty Flamingo scalloped heart border as shown.
4. Layer the Whisper White Cardstock then the Tropical Oasis DSP on top in your Stamparatus and secure with a magnet.
5. Position the "Love You Lots" sentiment from the Heartfelt Photopolymer Stamp Set over the heart opening and secure it onto your Stamparatus.
6. Stamp your sentiment in Pretty Peacock Ink onto the heart.
7. Now remove the Whisper White Layer and insert your Crumb Cake Layer under the Tropical Oasis DSP.
8. Position your meerkat from The Gang's All Meer Cling Stamp Set in the center of the heart opening and secure it to your Stamparatus.
9. Ink up the meerkat in Jet Black Staz On and stamp the image onto your paper.

Assemble the Slider:

1. Take Foam Adhesive Strips and lay them on the top, bottom and left hand side of the Whisper White Layer.
2. Position the Tropical Oasis DSP on top and adhere to the foam strips.
3. Adhere a small loop of the Old Olive/Pretty Peacock 3/8" Reversible Ribbon to the right side of your Crumb Cake Layer using a Mini Glue Dot.
4. Adhere 2 Basic Adhesive-Backed Sequins in Sahara Sand to the Crumb Cake Layer as shown.
5. Adhere the Slider onto the front of the card using Snail Adhesive.
6. Slide the meerkat layer into the slider and you're done!

Tropical Slider Valentine's Day Card

Jennifer Roque

2405785644

stampcampwithjen@gmail.com

stampcampwithjen.com



[Paper Trimmer](#)

152392

Price: \$25.00



[Stamparatus](#)

146276

Price: \$49.00



[Heartfelt Bundle](#)
[\(English\)](#)

153775

Price: \$45.75



[Heart Punch Pack](#)

151292

Price: \$34.00



[Heartfelt](#)
[Photopolymer Stamp](#)
[Set \(English\)](#)

151417


Price: \$17.00



[The Gang's All Meer](#)
[Cling Stamp Set](#)
[\(English\)](#)

152294

Price: \$0.00



[Layered Leaves 3D](#)
[Embossing Folder](#)

152321

Price: \$9.00



[Tropical Oasis](#)
[Designer Series](#)
[Paper](#)

151252

Price: \$11.50


Tropical Slider Valentine's Day Card

Jennifer Roque

2405785644

stampcampwithjen@gmail.com

stampcampwithjen.com



Crumb Cake 8-1/2" X
11" Cardstock

120953


Price: \$8.75



Whisper White 8-1/2"
X 11" Cardstock

100730


Price: \$9.75



Flirty Flamingo 8-1/2"
X 11" Cardstock

141416

Price: \$8.75



Pear Pizzazz 8-1/2" X
11" Cardstock

131201

Price: \$8.75



Jet Black Stazon Ink
Pad

101406


Price: \$10.00



Pretty Peacock
Classic Stampin' Pad

150083

Price: \$7.50



Old Olive/Pretty
Peacock 3/8" (1 Cm)
Reversible Ribbon

149496

Price: \$7.50



Basic Adhesive-
Backed Sequins

146933

Price: \$7.00

Tropical Slider Valentine's Day Card

Jennifer Roque

2405785644

stampcampwithjen@gmail.com

stampcampwithjen.com



[Fine-Tip Glue Pen](#)

138309

Price: \$7.00



[Bone Folder](#)

102300

Price: \$7.00



[Foam Adhesive Strips](#)

141825

Price: \$8.00



[Mini Glue Dots](#)

103683

Price: \$5.25



[Tear & Tape Adhesive](#)

138995

Price: \$7.00



[Snail Adhesive](#)

104332

Price: \$7.00

[Add All to Cart](#)