

Fall Dancing Gnome Card

12 Weeks of Fall & Halloween - Week 11

Jennifer Roque

2405785644

stampcampwithjen@gmail.com

stampcampwithjen.com



Measurements:

- Rich Razzleberry Card Base: 5-1/2" x 8-1/2"
- Basic Black:
 - 2-7/8" x 4-1/8"
 - 3-3/4" x 5"
- Crushed Curry: 3-3/4" x 5"
- Basic White: 2-3/4" x 4"

Fall Dancing Gnome Card

12 Weeks of Fall & Halloween - Week 11

Jennifer Roque

2405785644

stampcampwithjen@gmail.com

stampcampwithjen.com

Instructions:

1. Stamp the small sunflower from the Celebrate Sunflowers Stamp Set in Crushed Curry Ink on to the edges of the Crushed Curry layer.
2. Adhere the Basic Black and Crushed Curry layers to the Rich Razzleberry Card Base angling the layers as shown.
3. Stamp the celebrate sentiment from the Fitted Florets Stamp Set in Rich Razzleberry Ink on to the top center of the Basic White layer.
4. Die cut the gnome pieces as follows:
 - Hat: Rustic Harvest DSP
 - Nose: Petal Pink
 - Beard: Basic White
 - Pants: Rich Razzleberry
 - Swing Mechanism from the Candy Cane Dies: Basic White
5. Adhere the gnome hat and nose to the beard using Multipurpose Liquid Glue.

Fall Dancing Gnome Card

12 Weeks of Fall & Halloween - Week 11

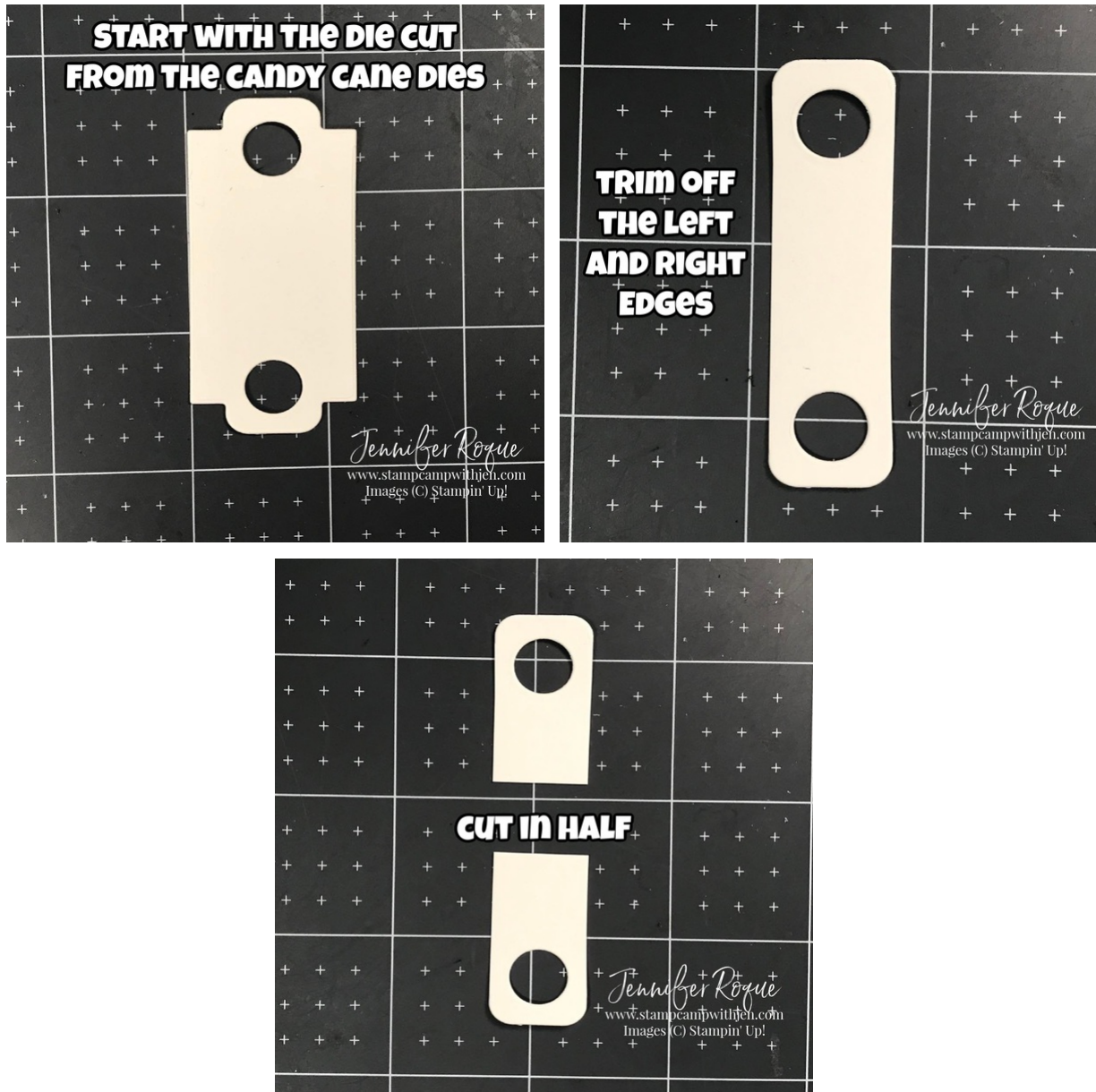
Jennifer Roque

2405785644

stampcampwithjen@gmail.com

stampcampwithjen.com

6. Make your swing mechanism:



7. Adhere the gnome pants to the swing mechanism using Multipurpose Liquid Glue.

8. Lay the swing mechanism down on the Basic White piece and insert a Mini Stampin' Dimensional where the hole is.

Fall Dancing Gnome Card

12 Weeks of Fall & Halloween - Week 11

Jennifer Roque

2405785644

stampcampwithjen@gmail.com

stampcampwithjen.com

9. Apply Mini Stampin' Dimensionals to the back of the gnome hat, remove the backing from the Mini Stampin' Dimensional in the center of the swing mechanism then adhere the gnome hat to the swing mechanism.

10. Adhere the Basic White layer to the smaller Basic Black layer then center on your card front and your card is done!



The Fitted Florets Stamp Set is part of the Fitted Florets Collection that is an early release from the upcoming January - June 2023 Mini Catalog. You can get it today by adding it to your **Starter Kit** when you join my team or you can order it beginning November 1, 2022.

Fall Dancing Gnome Card

12 Weeks of Fall & Halloween - Week 11

Jennifer Roque

2405785644

stampcampwithjen@gmail.com

stampcampwithjen.com



**Celebrate
Sunflowers Cling
Stamp Set
(English) - 152517**

Price: \$24.00

Add to Cart



**Gnomes Dies -
159625**

Price: \$31.00


Add to Cart



**Candy Canes Dies
- 159569**

Price: \$35.00

Add to Cart



**Stampin' Cut &
Emboss Machine -
149653**

Price: \$125.00

Add to Cart



**Mini Stampin' Cut
& Emboss
Machine - 150673**

Price: \$63.00

Add to Cart



**Crushed Curry
Classic Stampin'
Pad - 147087**

Price: \$8.00

Add to Cart



**Rich Razzleberry
Classic Stampin'
Pad - 147091**

Price: \$8.00


Add to Cart



**Rustic Harvest 12"
X 12" (30.5 X 30.5
Cm) Designer
Series Paper -
159633**

Price: \$12.00

Add to Cart



**Basic Black 8-1/2"
X 11" Cardstock -
121045**

Price: \$9.25


Add to Cart



**Basic White 8-1/2"
X 11" Cardstock -
159276**

Price: \$10.25

Add to Cart



**Petal Pink 8-1/2" X
11" Cardstock -
146985**

Price: \$9.25

Add to Cart



**Crushed Curry 8-
1/2" X 11"
Cardstock -
131199**

Price: \$9.25

Add to Cart



**Rich Razzleberry
8-1/2" X 11"
Cardstock -
115316**

Price: \$9.25

Add to Cart



**Mini Stampin'
Dimensionals -
144108**

Price: \$4.25

Add to Cart



**Stampin' Seal+ -
149699**

Price: \$12.00

Add to Cart

Fall Dancing Gnome Card

12 Weeks of Fall & Halloween - Week 11

Jennifer Roque

2405785644

stampcampwithjen@gmail.com

stampcampwithjen.com



Multipurpose
Liquid Glue -
110755

Price: \$4.00

Add to Cart



Paper Snips
Scissors - 103579

Price: \$11.00

Add to Cart