

Blossoms in Bloom "Rainbow Sherbet" Anniversary Card

Jennifer Roque
2405785644

stampcampwithjen@gmail.com
stampcampwithjen.com



Cut Your Paper:

- Pastel Pink card base: 5 1/2" x 8 1/2"
- Shimmer White cardstock:
 - 4 1/4" x 5 1/2" - sponge brayer layer
 - 4 1/8" x 5 3/8" - embossing layer
- Copy Paper: 4" x 5 1/4"

Make Your Rainbow Sherbet Layer:

1. Use your Sponge Brayers to make the background - start with So Saffron then Blushing Bride then Soft Sea Foam and repeat.

Note: For tips and tricks on how to use Sponge Brayers to achieve this look, watch [this video](#).

2. Trim a piece of Adhesive Sheet to the size of your sponged layer and adhere it to the back of your sponged layer.

3. Die cut your rainbow sherbet layer using the larger die from the Blossoms Dies.

Blossoms in Bloom "Rainbow Sherbet" Anniversary Card

Jennifer Roque

2405785644

stampcampwithjen@gmail.com

stampcampwithjen.com

4. Use your Take Your Pick tool to remove the pieces from the die.
5. Emboss the 4 1/8" x 5 3/8" piece of Shimmer White cardstock with your Scripty 3D Embossing Folder.
6. Remove the adhesive backing from the bloom die cut and adhere to the front of the embossed layer.
7. If desired, add more sparkle to the floral die cut with your Clear Wink of Stella Glitter Brush.

Assemble:

1. Take your Petal Pink card base and fold it in half and burnish with your Bone Folder.
2. Add a bunch of Stampin' Dimensional to the back of your embossed layer and adhere to the front of the card.
3. Stamp the celebrate sentiment from the Celebrate Sunflowers Cling Stamp Set on to a piece of Shimmer White cardstock in Soft Sea Foam ink.
4. Use your Paper Snips to fussy cut the sentiment and then adhere to the embossed layer as shown using some Glue Dots.
5. Add some Pearl Basic Jewels as shown.
6. If desired, decorate a piece of copy paper for the insert. Stamp the sentiment from the So Sentimental Cling Stamp Set in Soft Sea Foam and the flowers from the Blossoms in Bloom Photopolymer Stamp Set as shown.
7. Decorate your envelope and you're done!

Blossoms in Bloom "Rainbow Sherbet" Anniversary Card

Jennifer Roque
2405785644

stampcampwithjen@gmail.com
stampcampwithjen.com



[Blossoms In Bloom Bundle \(En\) - 154123](#)

Price: \$60.25



[Many Layered Blossoms Dies - 153582](#)

Price: \$45.00



[Blossoms In Bloom Photopolymer Stamp Set - 152684](#)

Price: \$22.00




[Celebrate Sunflowers Cling Stamp Set \(English\) - 152517](#)

Price: \$24.00



[So Sentimental Cling Stamp Set \(En\) - 151691](#)

Price: \$22.00



[Scripty 3D Embossing Folder - 149634](#)

Price: \$10.00



[Shimmery White 8-1/2" X 11" Cardstock - 101910](#)

Price: \$10.00



[Petal Pink 8-1/2" X 11" Cardstock - 146985](#)

Price: \$8.75



[Blushing Bride Classic Stampin' Pad - 147100](#)

Price: \$7.50



[So Saffron Classic Stampin' Pad - 147109](#)

Price: \$7.50




[Soft Sea Foam Classic Stampin' Pad - 147102](#)

Price: \$7.50



[Wink Of Stella Clear Glitter Brush - 141897](#)

Price: \$8.00



[Pearl Basic Jewels - 144219](#)

Price: \$5.00



[Stampin' Dimensionals - 104430](#)

Price: \$4.00



[Whisper White Medium Envelopes - 107301](#)

Price: \$7.50

Blossoms in Bloom "Rainbow Sherbet" Anniversary Card

Jennifer Roque

2405785644

stampcampwithjen@gmail.com

stampcampwithjen.com



[Paper Trimmer -
152392](#)

Price: \$25.00



[Adhesive Sheets -
152334](#)

Price: \$10.00




[Take Your Pick -
144107](#)

Price: \$10.00




[Bone Folder -
102300](#)

Price: \$7.00



[Paper Snips
Scissors - 103579](#)

Price: \$10.00



[Glue Dots -
103683](#)

Price: \$5.25

Add All to Cart