

# Pinata Fun Fold Card

Stamp Camp To Go - Taco Fiesta

Jennifer Roque  
2405785644  
[stampcampwithjen@gmail.com](mailto:stampcampwithjen@gmail.com)  
[stampcampwithjen.com](http://stampcampwithjen.com)



## Measurements:

- Polished Pink:
  - Card Base: 5-1/2" x 8-1/2" - score at 4-1/4" & 7-1/4"
  - Embossed Strip: 1" x 5-1/4"
- Parakeet Party: 2-1/4" x 2-3/4"
- Orchid Oasis: 3-1/4" x 4-1/2"
- Flowers & More Host DSP: 2-3/4" x 5-1/4"
- Basic White:
  - 2" x 2-1/2" - stamp Pinata
  - 4" x 5-1/4" - card insert, stamp candy on bottom right corner

# Pinata Fun Fold Card

## Stamp Camp To Go - Taco Fiesta

Jennifer Roque  
2405785644

[stampcampwithjen@gmail.com](mailto:stampcampwithjen@gmail.com)  
[stampcampwithjen.com](http://stampcampwithjen.com)

### Instructions:

1. Emboss the 1" x 5-1/4" Polished Pink Strip with the Merry Melody 3D Embossing Folder.
2. Fold the Polished Pink Card Base and adhere the Flowers & More Host DSP and the Polished Pink Embossed Strip as shown.
3. Stamp the candy on the bottom right of the 4" x 5-1/4" Basic White piece and color as shown using the Light Tahitian Tide, Light Polished Pink and Light Parakeet Party Stampin' Blends then adhere to the inside of the card.
4. Stamp the pinata from the Taco Fiesta Stamp Set in Tuxedo Black Memento Ink on to the 2" x 2-1/2" Basic White piece then color as shown using the Light Tahitian Tide, Light Polished Pink and Light Parakeet Party Stampin' Blends then adhere to the Parakeet Party layer.
5. Stamp the sentiment "Holy Guacamole It's Your Birthday" from the Taco Fiesta Stamp Set in Tuxedo Black Memento Ink on to a scrap piece of Basic White cardstock.
6. Punch out the sentiment using the solid oval from the Double Oval Punch then adhere to the top right corner of the pinata layer.
7. Adhere the pinata layers to the small flap with the embossed strip using Stampin' Seal+ and your card is done!

# Did You Enjoy This Tutorial?

I hope you enjoyed this tutorial. The highest compliment I can receive is your business!

If you need supplies for this project (or any other project) please purchase them through me. Jennifer Roque. Thank you!



Click Here  
to Shop with Me

# Pinata Fun Fold Card

## Stamp Camp To Go - Taco Fiesta

Jennifer Roque  
2405785644

[stampcampwithjen@gmail.com](mailto:stampcampwithjen@gmail.com)  
[stampcampwithjen.com](http://stampcampwithjen.com)



Taco Fiesta  
Photopolymer  
Stamp Set  
(English) - 160732

Price: \$19.00

Add to Cart



Merry Melody 3D  
Embossing Folder  
- 156392

Price: \$10.00


Add to Cart



Double Oval  
Punch - 154242

Price: \$19.00

Add to Cart



Stampin' Cut &  
Emboss Machine -  
149653

Price: \$125.00

Add to Cart



Flowers & More  
12" X 12" (30.5 X  
30.5 Cm) Host  
Designer Series  
Paper - 160802

Price: \$18.00

Add to Cart



Polished Pink 8-  
1/2" X 11"  
Cardstock -  
155710

Price: \$9.25


Add to Cart



Parakeet Party 8-  
1/2" X 11"  
Cardstock -  
159259

Price: \$9.25


Add to Cart



Basic White 8-1/2"  
X 11" Cardstock -  
159276

Price: \$10.25

Add to Cart



Parakeet Party  
Stampin' Blends  
Combo Pack -  
159220

Price: \$9.00

Add to Cart



Polished Pink  
Stampin' Blends  
Combo Pack -  
155520

**Sale: \$5.40**

Price: \$9.00

Add to Cart



Tahitian Tide  
Stampin' Blends  
Combo Pack -  
159221

Price: \$9.00

Add to Cart



Tuxedo Black  
Memento Ink Pad -  
132708

Price: \$6.00

Add to Cart



Stampin' Seal+ -  
149699

Price: \$12.00

Add to Cart

# Pinata Fun Fold Card

## Stamp Camp To Go - Taco Fiesta

Jennifer Roque  
2405785644

[stampcampwithjen@gmail.com](mailto:stampcampwithjen@gmail.com)  
[stampcampwithjen.com](http://stampcampwithjen.com)

Add All to Cart