

# Love For You Color Block Card

Jennifer Roque

2405785644

[stampcampwithjen@gmail.com](mailto:stampcampwithjen@gmail.com)

[stampcampwithjen.com](http://stampcampwithjen.com)



## Measurements:

- Basic Black:
  - Card Base: 5-1/2" x 8-1/2"
  - Layer for Paper Piecing: 4" x 5-1/4"
- Berry Burst: 4" x 5-1/4"
- Bubble Bath: 4" x 5-1/4"
- Lemon Lime Twist: 4" x 5-1/4"

# Love For You Color Block Card

Jennifer Roque

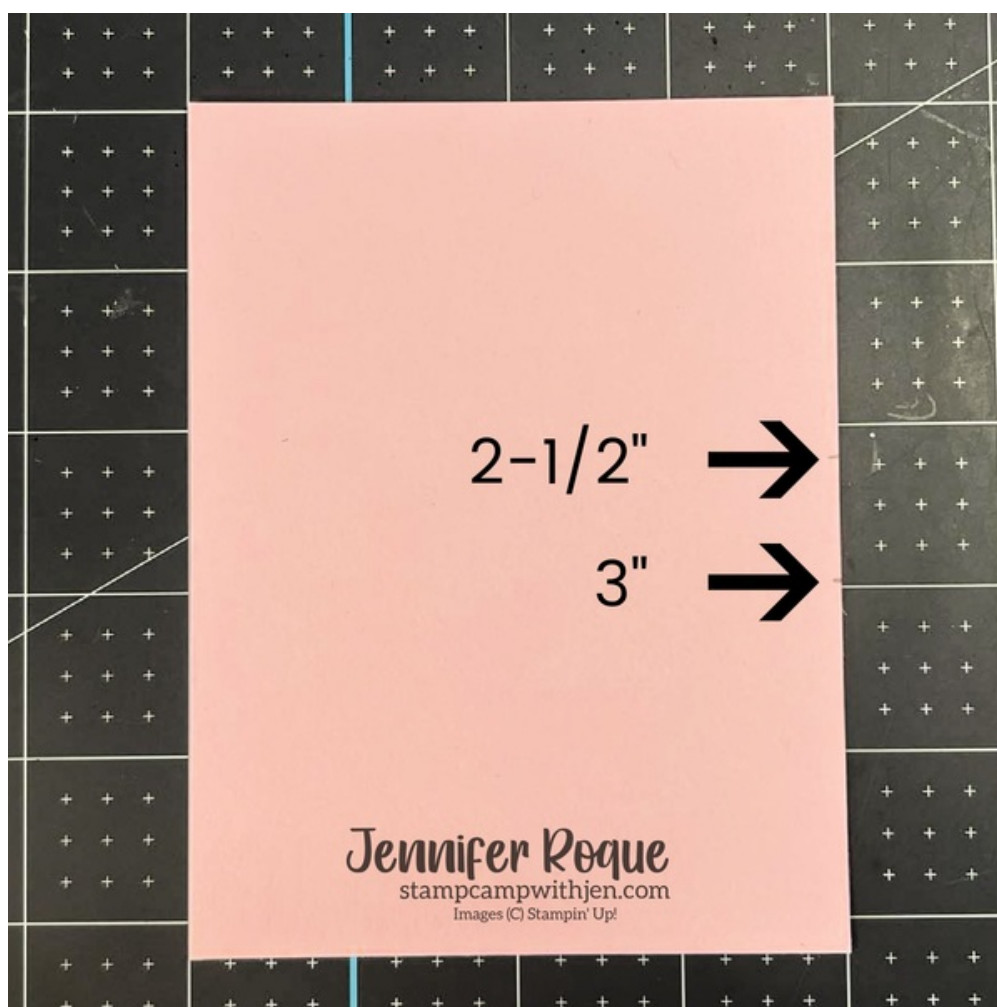
2405785644

[stampcampwithjen@gmail.com](mailto:stampcampwithjen@gmail.com)

[stampcampwithjen.com](http://stampcampwithjen.com)

## Instructions:

1. First you will need to cut your Berry Burst, Bubble Bath and Lemon Lime Twist papers.
2. Lay the paper down in portrait and on the right edge measure from the top right hand corner and mark the paper at 2-1/4" and 3" with a pencil.



2. Line up the top left hand corner with the 1/2" mark to the right of the blade track on your paper trimmer while lining up the 2-1/2" pencil mark in the cutting track then cut the paper.


# Love For You Color Block Card

Jennifer Roque

2405785644

[stampcampwithjen@gmail.com](mailto:stampcampwithjen@gmail.com)

[stampcampwithjen.com](http://stampcampwithjen.com)



3. Line up the bottom left hand corner with the 3/4" mark to the left of the blade track on your paper trimmer while lining up the 3" pencil mark in the cutting track then cut the paper.



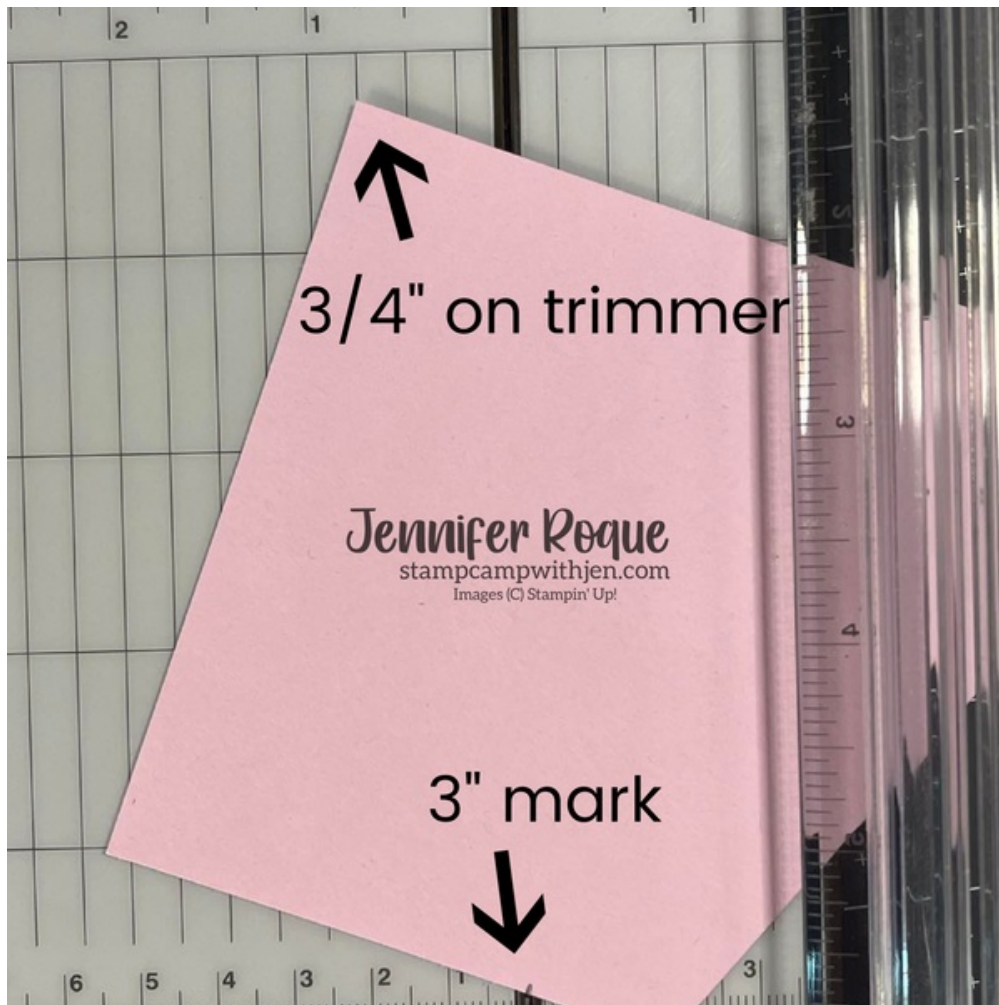
# Love For You Color Block Card

Jennifer Roque

2405785644

[stampcampwithjen@gmail.com](mailto:stampcampwithjen@gmail.com)

[stampcampwithjen.com](http://stampcampwithjen.com)



4. Complete steps 2-4 with 1 each of the Berry Burst, Bubble Bath and Lemon Lime Twist papers.
5. Now use the stack and shuffle technique to make a unique background for three cards. Stack the same size colors on top of each other. Don't shuffle the top section, shuffle the center section once and shuffle the bottom section twice.
6. Glue the sections on top of the 4" x 5-1/4" Basic Black layer.
7. Make a mask out of a 6" x 6" Window Sheet by die cutting it with the Dots and Spots Die. Use your Take Your Pick tool to remove the dots from the template if they stick in the Window Sheet.
8. Lay the background piece on top of your Silicone Craft Sheet then top it with

# Love For You Color Block Card

Jennifer Roque

2405785644

[stampcampwithjen@gmail.com](mailto:stampcampwithjen@gmail.com)

[stampcampwithjen.com](http://stampcampwithjen.com)

the die cut Window Sheet. Use some tape to tape the Window Sheet to your work surface so the mask won't move around.

9. Have a bucket of water ready to go so that when you are done using the Embossing Paste you can put everything in water and clean it right away. Embossing paste dries very quickly and will set on your tools if you don't put it in water right away!

10. Use a Palette Knife

11. Apply a few Opal Rounds to the front of your card and it's done!



Click Here  
to Shop with Me

# Love For You Color Block Card

Jennifer Roque

2405785644

[stampcampwithjen@gmail.com](mailto:stampcampwithjen@gmail.com)

[stampcampwithjen.com](http://stampcampwithjen.com)



Love For You  
Photopolymer  
Stamp Set  
(English) - 160398

Price: \$20.00

Add to Cart



Love For You Dies  
(English) - 160403

Price: \$32.00

Add to Cart



Dots & Spots Die -  
159164

Price: \$32.00

Add to Cart



Boho Blue Limited  
Edition Mini  
Stampin' Cut &  
Emboss Machine -  
161104

Price: \$63.00

Add to Cart



Window Sheets -  
142314

Price: \$5.00


Add to Cart



Berry Burst 8-1/2"  
X 11" Cardstock -  
144243

Price: \$10.00


Add to Cart



Bubble Bath 8-1/2"  
X 11" Cardstock -  
161718

Price: \$10.00

Add to Cart



Lemon Lime Twist  
8-1/2" X 11"  
Cardstock -  
144245

Price: \$10.00

Add to Cart



Basic White 8-1/2"  
X 11" Cardstock -  
159276

Price: \$10.50

Add to Cart



Berry Burst Classic  
Stampin' Pad -  
147143

Price: \$9.00

Add to Cart



Bubble Bath  
Classic Stampin'  
Pad - 161664

Price: \$9.00

Add to Cart



Garden Green  
Classic Stampin'  
Pad - 147089

Price: \$9.00

Add to Cart



Lemon Lime Twist  
Classic Stampin'  
Pad - 147145

Price: \$9.00

Add to Cart



Shimmery White  
Embossing Paste -  
145645

Price: \$9.00

Add to Cart



Palette Knives -  
142808

Price: \$5.00

Add to Cart

# Love For You Color Block Card

Jennifer Roque

2405785644

[stampcampwithjen@gmail.com](mailto:stampcampwithjen@gmail.com)


[stampcampwithjen.com](http://stampcampwithjen.com)



Silicone Craft Sheet - 127853

Price: \$6.50

Add to Cart



Iridescent Pearl Basic Jewels - 158987

Price: \$7.50

Add to Cart



Take Your Pick - 144107

Price: \$11.00

Add to Cart



Adhesive Sheets - 152334

Price: \$11.50

Add to Cart



Stampin' Seal+ - 149699

Price: \$12.00

Add to Cart



Stampin' Dimensionals - 104430

Price: \$4.25

Add to Cart



Multipurpose Liquid Glue - 110755

Price: \$5.50

Add to Cart