

Queen Bee Birthday Card

Sketch #006

Jennifer Roque

2405785644

stampcampwithjen@gmail.com

stampcampwithjen.com



[Click Here for Original Blog Post](#)

Measurements:

- Crumb Cake Card Base: 5-1/2" x 8-1/2"
- Lost Lagoon: 3-1/4" Circle Die Cut from Everyday Details Dies
- Gorgeous Grape: 1" x 2-1/4"
- Perennial Lavender 12" x 12" Designer Series Paper:
 - Floral Pattern: 4" x 5-1/4"
 - Crumb Cake Plaid Pattern: 1-1/4" x 4-3/4"

Instructions:

1. Adhere the Floral Pattern from the Perennial Lavender DSP to the Crumb Cake card base.
2. Die cut the a piece of Lost Lagoon cardstock using the largest circle from the Everyday Details Dies.

Queen Bee Birthday Card

Sketch #006

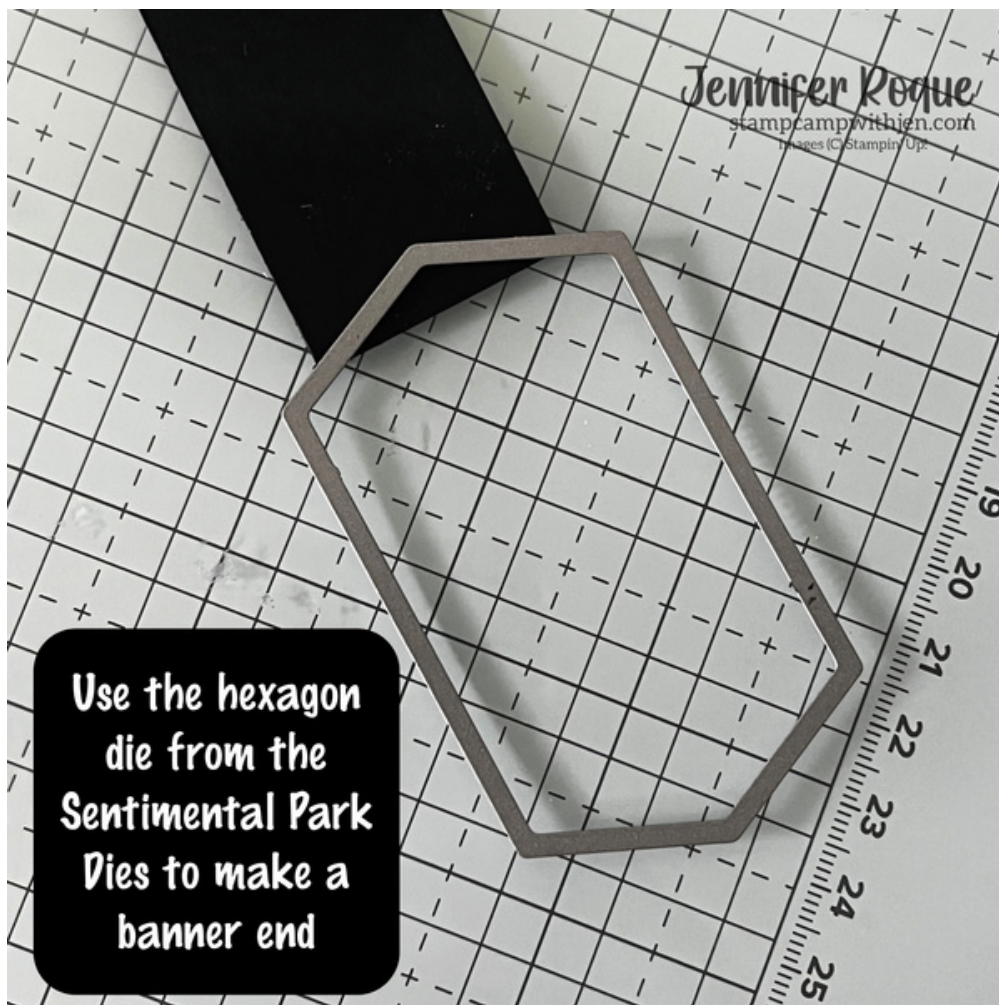
Jennifer Roque

2405785644

stampcampwithjen@gmail.com

stampcampwithjen.com

- Stamp the grunge words from the Queen Bee Stamp Set on the Lost Lagoon circle die cut in Lost Lagoon Ink then adhere the circle die cut on the card front.
- Make a banner end on the Crumb Cake Plaid Pattern from the Perennial Lavender DSP using the hexagon die from the Sentimental Park Dies then adhere it over the circle die cut as shown.



- Stamp "Happy" and "Birthday" from the Queen Bee Stamp Set in Gorgeous Grape Ink on to a scrap piece of Basic White Cardstock.
- Trim the words down using your Paper Snips Scissors then adhere the the 1" x 2-1/4" Gorgeous Grape cardstock using Multipurpose Liquid Glue.
- Adhere the sentiment piece as shown.

Queen Bee Birthday Card

Sketch #006

Jennifer Roque

2405785644

stampcampwithjen@gmail.com

stampcampwithjen.com

8. Stamp the bee from the Queen Bee Stamp Set in Gorgeous Grape Ink on to a scrap piece of Basic White Cardstock.
9. Either die cut the bee using the (retired) coordinating Queen Bee Dies or fussy cut the bee using your Paper Snips Scissors.
10. Pop the bee up on your card front as shown using Stampin' Dimensionals.
11. Apply 5 Purple Fine Shimmer Gems in Gorgeous Grape as shown and your card is done!



Queen Bee Birthday Card

Sketch #006

Jennifer Roque

2405785644

stampcampwithjen@gmail.com


stampcampwithjen.com



Queen Bee Cling Stamp Set
(English) - 160476

Price: \$23.00

Add to Cart




Queen Bee Dies - 160484

Sale: \$12.80

Price: \$32.00

Add to Cart



Everyday Details Dies - 162864

Price: \$34.00

Add to Cart



Sentimental Park Dies - 160566

Price: \$34.00

Add to Cart



Mini Stampin' Cut & Emboss Machine - 150673

Price: \$66.00


Add to Cart



Perennial Lavender 12" X 12" (30.5 X 30.5 Cm) Designer Series Paper - 162593

Price: \$12.50


Add to Cart



Basic White 8-1/2" X 11" Cardstock - 159276

Price: \$13.00

Add to Cart



Crumb Cake 8-1/2" X 11" Cardstock - 120953

Price: \$11.50

Add to Cart



Gorgeous Grape 8-1/2" X 11" Cardstock - 146987

Price: \$11.50

Add to Cart



Lost Lagoon 8-1/2" X 11" Cardstock - 133679

Price: \$11.50

Add to Cart



Gorgeous Grape Classic Stampin' Pad - 147099

Price: \$9.00


Add to Cart



Lost Lagoon Classic Stampin' Pad - 161678

Price: \$9.00

Add to Cart



Purple Fine Shimmer Gems - 162611

Price: \$8.00

Add to Cart



Take Your Pick - 144107

Price: \$12.00

Add to Cart



Paper Snips Scissors - 103579

Price: \$12.00

Add to Cart

Queen Bee Birthday Card

Sketch #006

Jennifer Roque

2405785644

stampcampwithjen@gmail.com

stampcampwithjen.com



Stampin' Seal+ -
149699

Price: \$12.00

Add to Cart



Multipurpose
Liquid Glue -
110755

Price: \$6.00

Add to Cart



Stampin'
Dimensionals -
104430

Price: \$4.25

Add to Cart

Add All to Cart