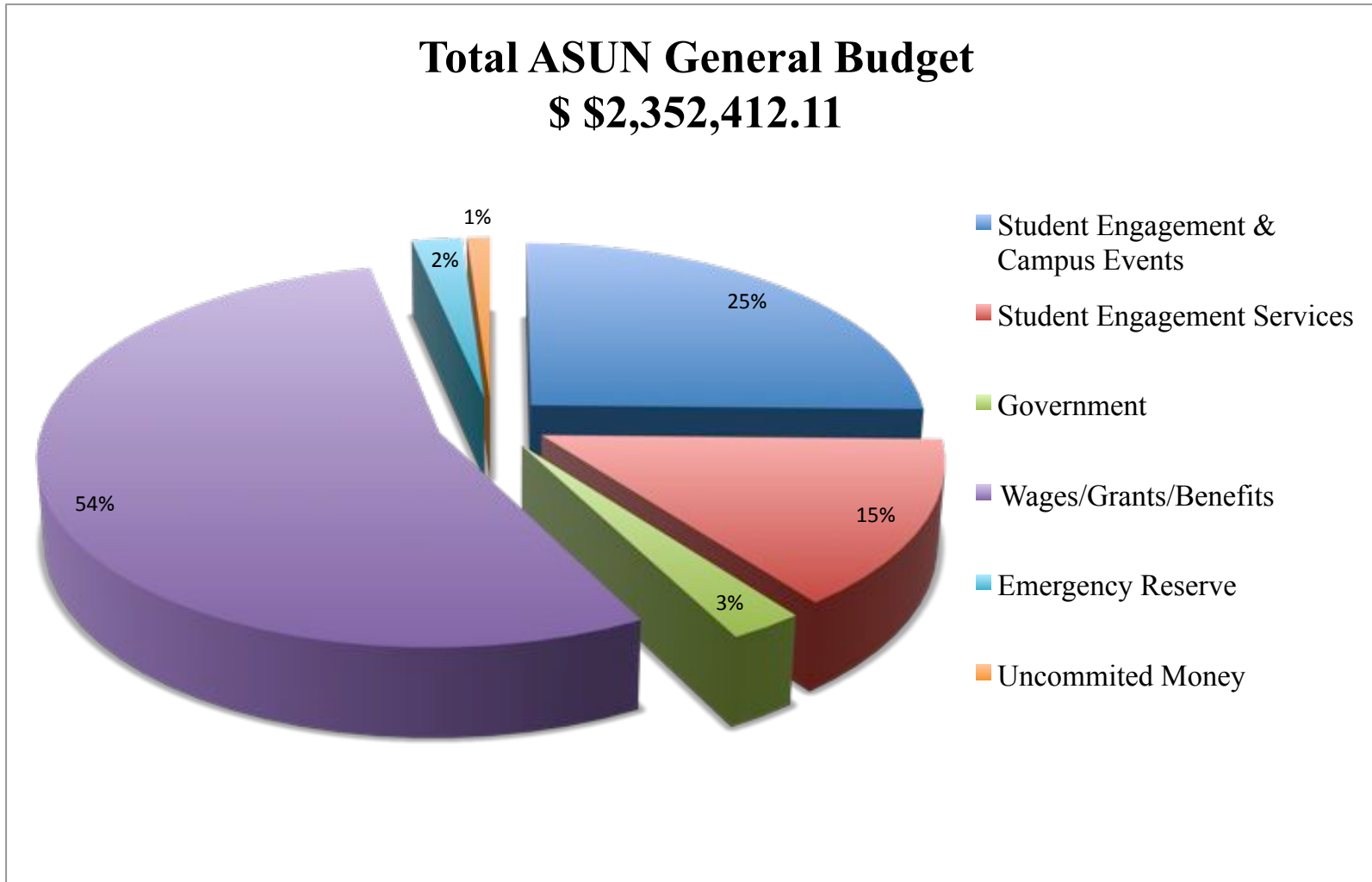


Total ASUN General Account Revenues	\$ 2,174,258.53	
Total ASUN General Budget Allocations	\$ 2,352,412.11	100.00%
Student Engagement & Campus Events	\$ 595,619.01	25.32%
Student Engagement Services	\$ 337,366.62	14.34%
Government	\$ 62,500.00	2.66%
Wages/Grants/Benefits	\$ 1,277,487.93	54.31%
Emergency Reserve	\$ 54,356.46	2.31%
Uncommitted Money	\$ 25,082.09	1.07%

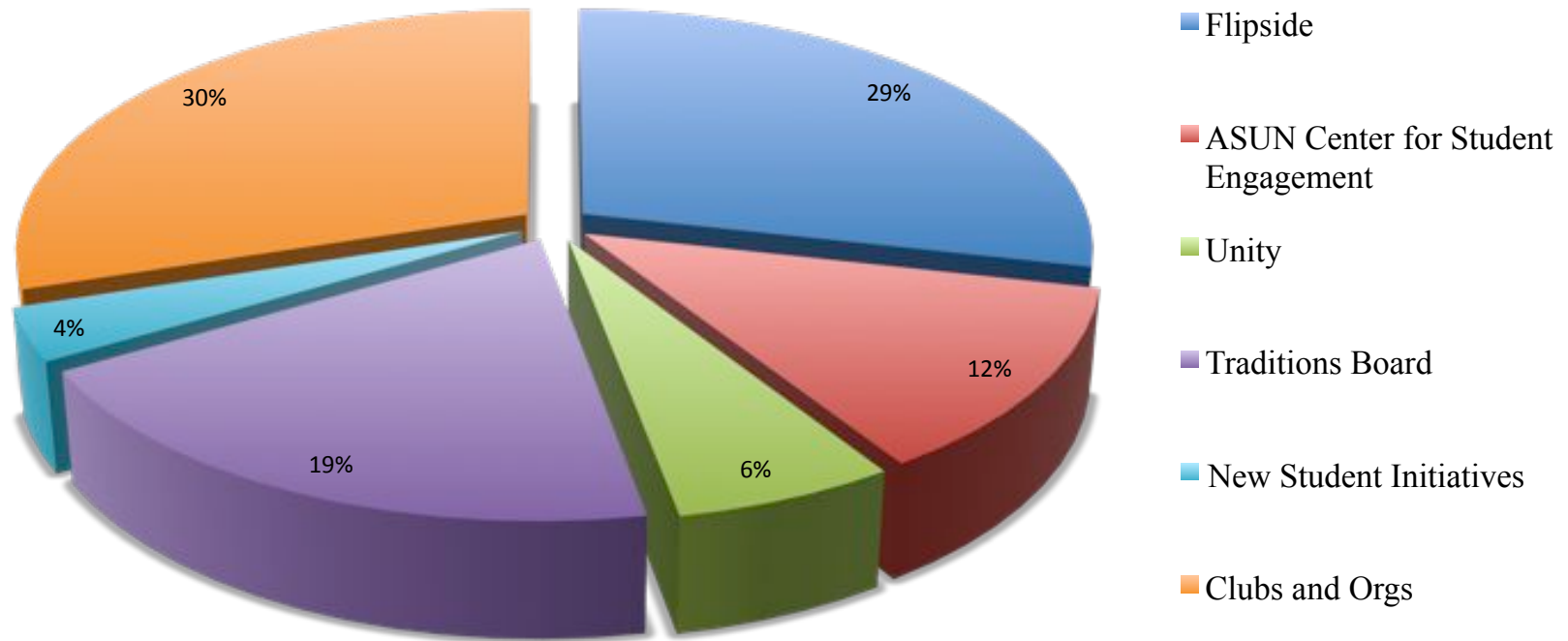
*Total Allocations are greater than Total Revenues as allocations account for the money that was not used last year and has rolled over (in each account), this year.



Student Engagement & Campus Events \$ 595,619.01 25.32%

Flipside	\$	169,929.03
ASUN Center for Student Engagement	\$	74,000.00
Unity	\$	36,408.75
Traditions Board	\$	115,855.08
New Student Initiatives	\$	21,000.00
Clubs and Orgs	\$	178,426.15

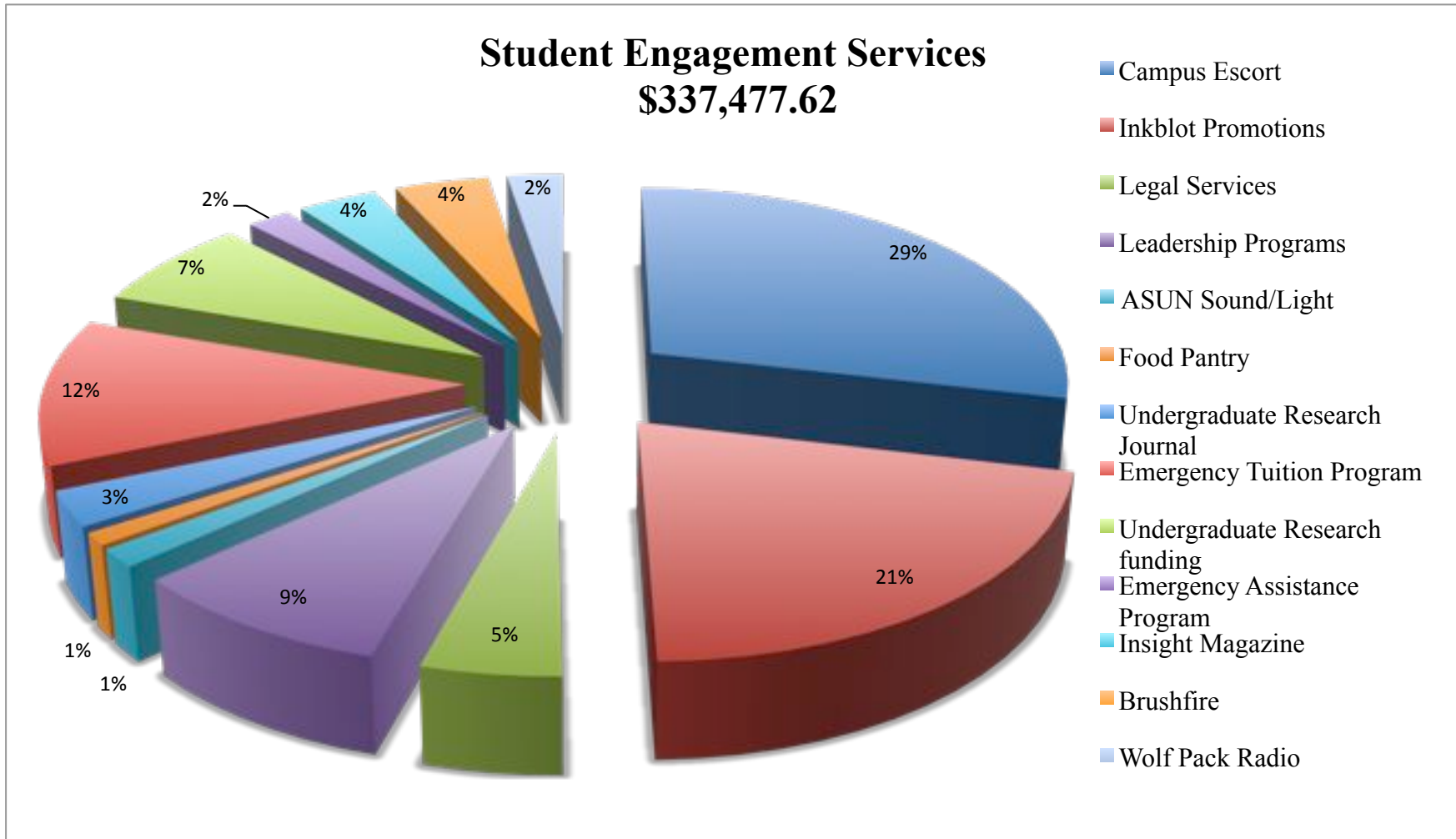
**Student Engagement & Campus Events
\$595,619.01**



Student Engagement Services

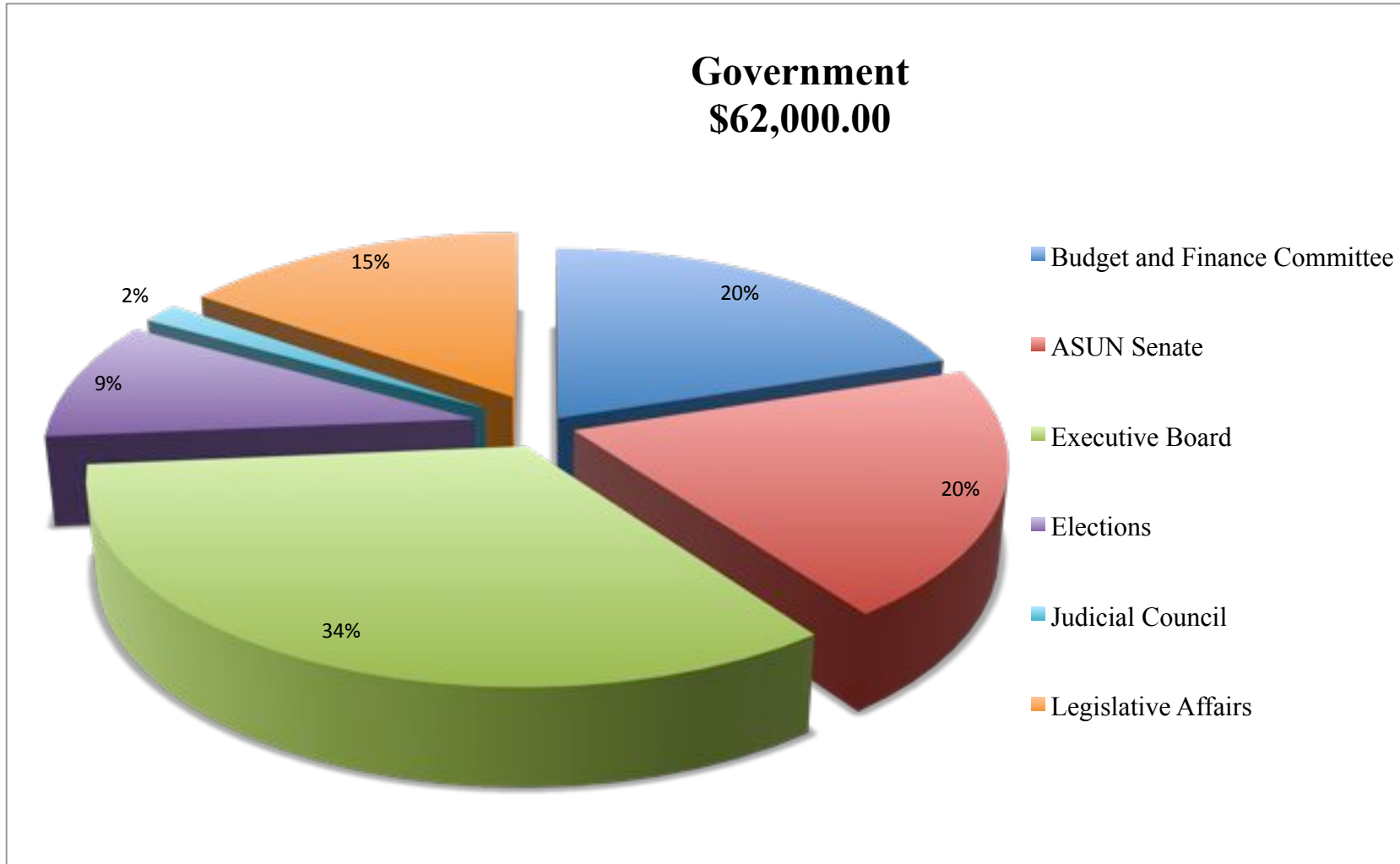
\$ 337,366.62 14.34%

Campus Escort	\$	96,994.00	Emergency Tuition Program	\$	40,000.00
Inkblot Promotions	\$	70,800.00	Undergraduate Research Funding	\$	25,000.00
Legal Services	\$	15,450.00	Emergency Assistance Program	\$	6,480.00
Leadership Programs	\$	30,000.00	Insight Magazine	\$	12,025.00
ASUN Sound/Light	\$	5,000.00	Brushfire	\$	14,200.00
Food Pantry	\$	3,417.62	Wolf Pack Radio	\$	8,450.00
Undergraduate Research Journal	\$	9,550.00			



Government \$ 62,500.00 2.66%

Budget and Finance Committee	\$	12,500.00
ASUN Senate	\$	12,500.00
Executive Board	\$	21,000.00
Elections	\$	6,000.00
Judicial Council	\$	1,000.00
Legislative Affairs	\$	9,500.00



Wages/Grants/Benefits	\$	1,277,487.93	54.31%
Student Wages and Benefits	\$	641,103.93	
Professional Wages and Benefits	\$	600,984.00	
Graduate Assistants and Tuition	\$	35,400.00	

