

# GOMOA EAST DISTRICT ASSEMBLY



## ANNUAL MONITORING & EVALUATION REPORT FOR 2017 (ANNUAL PROGRESS REPORT)

Prepared By:

District Planning Coordinating Unit  
Gomoa East District Assembly  
P. O, Box 2

Gomoa Afransi

**FEBRUARY, 2018**

**Contents**

1.0 INTRODUCTION .....

1.1 KEY M&E OBJECTIVES FOR THE YEAR .....

1.2 STATUS OF IMPLEMENTATION OF D-MTDP .....

1.3 PROCESSES INVOLVED AND DIFFICULTIES ENCOUNTERED .....

1.3.1 PROCESS INVOLVED .....

1.3.2 DIFFICULTIES ENCOUNTERED.....

2.0 M & E ACTIVITIES REPORT .....

2.1 PROGRAMME/PROJECT STATUS FOR THE YEAR .....

2.2 UPDATE ON DISBURSEMENTS FROM FUNDING SOURCES.....

2.3 UPDATE ON MUNICIPAL CORE PERFORMANCE INDICATORS .....

2.4 UPDATE ON CRITICAL DEVELOPMENT AND POVERTY ISSUES .....

2.5 EVALUATION AND PARTICIPATORY M&E .....

2.6 THE WAY FORWARD .....

2.7 CONCLUSION.....

**APPENDIX**

## **1.0 INTRODUCTION**

This Annual report assesses progress made towards attaining the targets set out in the 2017 Action Plan of the Gomoa East District Assembly through evidence-based information on budgetary performance and selected District Core Performance Indicators. This report therefore compiles achievement levels of the assessment of a set of indicators and targets adopted for monitoring and evaluation. The output is to highlight challenges of implementation and identify interventions for poverty reduction and development in the District.

The report is also an important Monitoring and Evaluation (M&E) activity for the Assembly, the Regional Coordinating Council (RCC) and the National Development Planning Commission (NDPC). Just as this Report would enable the NDPC to prepare the Annual Progress Report for the Country, it is also a tool for the District Assembly to be accountable to the citizenry for the responsibilities bestowed on her.

### **1.1 KEY M&E OBJECTIVES FOR THE YEAR**

Specific objectives and strategies under the various national thematic areas are outlined as follows:

#### **1. Ensuring and Sustaining Macroeconomic Stability**

##### Objectives

- Improve fiscal resource Mobilization
- Strengthen economic planning and forecasting to ensure synergetic development of strategic sectors

##### Strategies

- Minimize revenue collection leakages
- Monitor and evaluate economic performance to address macroeconomic weaknesses

#### **II. Enhanced Competitiveness of Ghana's Private Sector**

##### Objective

- Improve efficiency and competitiveness of MSMES

##### Strategies

- Provide training and business development services
- Enhance access to affordable credit
- Make available appropriate but cost-effective technology to improve productivity
- Provide incentives to MSMES in all PPPs and local content arrangements
- Support smaller firms to build capacity

#### **III. Accelerated Agricultural Modernization and Natural Resource Management**

##### Objectives

- Improve agricultural productivity
- Promote livestock and poultry development for food security and income
- Enhance community participation in governance and decision-making

##### Strategies

- Intensify agricultural policy research and advocate increased capacity for socioeconomic research by research organizations
- Intensity dissemination of updated crop production technological packages
- Enhance performance of indigenous breeds of livestock/poultry through a programme of selection
- Create an enabling environment for intensive livestock/poultry farming in urban and peri-urban areas
- Provide opportunities for local participation that involves men and women making decisions and taking action using the natural resource management process
- Ensure equal opportunities for all stakeholders including women to participate in environmental decision-making at all levels
- Take measures to integrate a gender perspective in the design and implementation of environmentally sound and sustainable resource management mechanisms
- Strengthen existing governance structures such as unit committees by increasing their awareness of environmental issues

#### **IV. Infrastructure and Human Settlements Development**

##### Objectives

- Create and sustain an efficient transport system that meets user needs
- Promote the use of ICT in all sectors of the economy
- Provide adequate and reliable power to meet the needs of Ghanaians and for export
- Create an enabling environment that will ensure the development of the potential of rural areas
- Accelerate the provision and improve environmental sanitation
- Accelerate the provision of affordable and safe water
- Promote resilient urban infrastructure development, maintenance and provision of basic services

##### Strategies

- Improve accessibility by determining key centers of population, production and tourism, identifying strategic areas of development and necessary expansion including accessibility indicator
- Encourage ICT training at all levels and ensure that the broadband high speed internet Connectivity is available in every district
- Ensure the existence of better educated workforce with well-developed skills that meet the hi-tech employment of the country
- Increase access to modern forms of energy to the poor and vulnerable especially in the Rural areas through the extension of national electricity grid
- Improve the qualitative supply of a critical mass of social services and infrastructure to meet the basic needs of the people, and also attract investment for the growth and development of the rural areas
- Promote alternative livelihood programmes to develop skill among rural dwellers

#### **V. Human Development, Productivity and Employment**

##### Objective

- Increase equitable access to and participation in education at all levels
- Progressively expand social protection intervention to cover the poor

## Strategies

- Promote the construction and use of appropriate and low cost domestic latrines
- Provide disability friendly sanitation facilities
- Improve the treatment and disposal of wastewater in major towns and cities (MMDAs)
- Promote widespread use of simplified sewerage systems in poor areas
- Improve the state and management of urban sewerage systems
- Adopt CLTS for the promotion of household sanitation
- Review and enforce MMDAs bye-laws on sanitation
- Acquire and develop land/sites for the treatment and disposal of solid waste in major towns and cities
- Strengthen Public-Private Partnerships in waste management
- Promote cost-effective and innovative technologies for waste management
- Develop M&E system for effective monitoring of Environmental sanitation services
- Implement the Sanitation and Water for all (SWA) Ghana Compact
- Develop and manage alternative sources of water, including rain water harvesting  
Adopt cost effective borehole drilling mechanisms
- Establish and operationalize mechanisms for water quality monitoring
- Strengthen Public-Private and NGO Partnerships in water provision
- Implement measures for effective operation and maintenance, system upgrading, and replacement of water facilities
- Facilitate Public-Private Partnerships in the development of urban infrastructure and the provision of basic services
- Maintain and improve existing community facilities and services
- Provide a continuing programmes of community development and the construction of social facilities

## VI. Transparent and Accountable Governance

### Objectives

- Ensure effective implementation of the Local Government Service Act

### Strategies

- Strengthen existing sub-municipal structures to ensure effective operation
- Strengthen the capacity of MMDAs for accountable, effective performance and services delivery

## 1.2 STATUS OF IMPLEMENTATION OF D-MTDP

So far from 2014 to 2017 the Assembly has been able to spend resources on over **85 percent** of projects earmarked for implementation in the 2014 to 2017 Planning years.

The status of implementation covers projects funded by the District Assembly Common Fund (DACF), District Development Fund (DDF) and the Internal Generated Fund (IGF).

The table below shows that as at the end of 31<sup>st</sup> December of 2017, cumulatively over the quarters, 54(93.10%) of projects and programmes comprising 41 (70.7%) implemented and

13 (22.4%) ongoing had seen some investment from the Assembly while 4 (6.9%) are yet to be implemented.

With the achievement of 93.10% for ongoing and completed projects, the Assembly performed beyond the 85% target set for total financial investments on projects for 2017.

**Table 1: Summary of Performance of 2017 Action Plan as at December 31<sup>st</sup> 2017.**

Appendix 1 attached shows details of the project status as discussed at the review meeting.

No.	Status	No.	%
1	Implemented	41	70.7
2	Not Implemented	4	6.9
3	On Going	13	22.4
	<b>Total</b>	<b>58</b>	<b>100.0</b>

Details of the analysis are shown in Appendix 1 of this report.

The table below shows that as at the end of 31<sup>st</sup> December of 2017,

### **1.3 PROCESSES INVOLVED AND DIFFICULTIES ENCOUNTERED**

#### **1.3.1 PROCESS INVOLVED**

The process of preparing the Annual Progress Report was designed to be participatory, involving all heads of department. An inception meeting was held with the heads of department to review data requirement and the data collection instrument. This was followed by actual data collection from all departments of the Assembly. Based on the data collected, a draft report was prepared and validated at a District Planning Coordinating Unit (DPCU) meeting to collect further inputs. After the validation meeting, the annual report was prepared.

#### **1.3.2 DIFFICULTIES ENCOUNTERED**

Logistical challenges in inspecting projects was a key issue but it was overcome by sometimes borrowing vehicles from other Departments. It is expected that subsequent quarters would see the Planning Unit being allocated a vehicle for monitoring and evaluation of projects.

## **2.0 M & E ACTIVITIES REPORT**

### **2.1 PROGRAMME/PROJECT STATUS FOR THE YEAR**

This Progress Report covers the status of development projects and programmes in the Gomoa East District. The attached status report in Appendix 1 indicates current progress of development projects. The purpose of the report is to keep track of projects and identify implementation challenges and the way forward.

### **2.2 UPDATE ON DISBURSEMENTS FROM FUNDING SOURCES**

**Table 2: Funding By Sources (GH¢)**

Revenue Items	2017 Budget	Actual as at Dec. 2017	% Performance
<b>IGF</b>			
- Rates	51,000.00	29,075.00	57.01
-Lands	210,000.00	174,204.00	82.95
-Fees	125,200.00	116,301.00	92.89
- Fines	1,000.00	0.00	0.00
- Licenses	266,300.00	327,329.00	122.92
- Rent	11,000.00	35,186.00	319.87
- Investment	500.00	0.00	0.00
- Miscellaneous	35,000.00	31,951.00	91.29
<b>Total IGF</b>	<b>700,000.00</b>	<b>714,046.00</b>	<b>102.01</b>
<b>Grants</b>			
a. DACF	3,653,584.91	1,590,905.86	43.54
b. UDG	-	-	-
c. DDF	1,290,665.46	0.00	0.00
d. GoG	1,402,857.75	1,342,095.61	96.06
e. Donor:			
1. Agric (CiDA)	80,069.20	75,000.00	93.67
2. M-SHAP /UNICEF/ WASH	120,000.00	19,849.00	16.54
f. MP CF(EAST)	80,000.00	112,761.39	140.95
g. MCF(CENTRAL)	80,000.00	112,761.39	140.95
- SIP (EAST)	50,000.00	40,000.00	80.00
- SIP (CENTRAL)	50,000.00	40,000.00	80.00
- DISABILITY FUND	150,000.00	5,000.00	3.33
<b>Total Grants</b>	<b>6,957,177.32</b>	<b>3,338,373.25</b>	<b>47.98</b>
<b>Grand Total</b>	<b>7,657,177.32</b>	<b>4,052,419.25</b>	<b>52.92</b>

**Comment on:**

**a) Release of funds**

1. Apart from IGF, there had been delays in releasing funds.
2. Unanticipated deductions at source in the case of DACF.

**b) Efforts to generate funds**

1. Vigorous public education on revenue.
2. Attempts to update and review revenue database.
3. Provision of logistics to revenue collectors.

**c) Other challenges with regards to generating funds**

1. Inadequate revenue collectors
2. Weak revenue database

**Table 3: Expenditure (GH¢):**

Revenue	2017	
	Estimated	Actuals
DACF	3,653,584.91	1,038,459.87
IGF	700,000.00	1,380.707.05
GOG	1,402,857.75	7,492.52
DDF	1,290,665.46	183,742.50
M-SHAP /UNICEF/ WASH	120,000.00	3,178.50
DISABILITY FUND	150,000.00	7,584.00
<b>Total</b>	<b>7,317,107.42</b>	<b>3,257,186.79</b>

**Comment on:**

**a) Adequacy of funds**

1. Inadequate funds, given the developmental challenges facing the District.
2. Deductions at source in the case of DACF derailed planned projects and programmes.

**b) Utilisation of funds in accordance with budget**

1. Funds were utilised as enumerated in the budget.

**c) Other challenges with regards to disbursements**

1. Inadequate and irregular flow of funds led to disbursement challenges.

**2.3 UPDATE ON MUNICIPAL CORE PERFORMANCE INDICATORS**

**Table 4: Core Indicators**

NO	Indicator (Categorised by GSGDA Thematic Areas)	2016 BASELINE	2017 TARGET	2017 PERFORMANCE LEVEL
1	Percentage change of output of production of selected staple crops (%):			
	Maize	4500	5000	3,745Ha (-20.2%)
	Rice (milled)	N/A	N/A	N/A
	Cassava	2,800	3,500	3,000.00 (6.7%)
	Plantain	1,850	2,200	2000 (7.5%)
	Percentage change in output/yield per			

	unit area (Mt/Ha):  Maize Rice (milled) Cassava Cocoyam  Extension officer-Farmers ratio  Total number of beneficiaries with access to various Agriculture technologies	15,600 N/A 32,800 150  1:12,500  35,000	16,624 N/A 39,722.30 172  1:12,500  43,700	15,450.30 (-1%) N/A 38,500.00 (14.8%) 126.15-18.9%  1:12,500  48,600
2	Proportion/length of roads maintained/rehabilitated - Trunk Roads (in km) - Urban Rods (in km) - Feeder Roads (in km)	4 5.8 30	20 15 40	15 10 35
3	% change in number of households with access to electricity	38,427	41,774	8%
4	HIV/AIDS prevalence rate (% of adult)	2.7	2.3	2.5
5	Maternal mortality ratio (number of deaths due to pregnancy and childbirth per 100,000 live births)	(6) 112/100,000	(3) 54/100,000	(2) 36/100,000
6	Under-five mortality rate (Number of deaths occurring between birth and exact age five per 1000 live births)	2.4	2	1.6
7	Malaria case fatality in children under five years per 10,000 population	0.3	0	0
	<b>GOOD GOVERNANCE AND CIVIC RESPONSIBILITY</b>			
8	Total amount of internally generated revenue			
9	Police citizen ratio	1:621	1:641	1:687

NB\* Other core indicators were not readily available as at the time the report was being compiled.

## 2.4 UPDATE ON CRITICAL DEVELOPMENT AND POVERTY ISSUES

### a. Fall Army Worm

**Table 5: Fall Army Worm**

No	Type of pest	Crops Affected	Area of farms Affected (Ha)	Area of Farms Destroyed (Ha)	Expected Yield (Mt/Ha)	Actual Yield (Mt/Ha)	Price per 50 kg bag of the affected crop
1	Fall Army Worm	<b>Maize</b>	87	26	6.6	1.2	GHC 90.00

#### Analysis:

The incidence of fall army worm affected the crop sector especially the maize industry, reducing the quality of grains and thereby decreasing the income of farmers in the municipality. From the table, about GHC24, 400.00 worth of maize bags was destroyed during the period under review.

Most of the farmers used Attack pesticides and was successful till the product became scarce in the market, this resulted in price hike of product till Government intervened with Emaster, Pyrinex, Agoo and Eforia pesticides which was distributed to the farmers who were affected in the District.

**Table 6: Agro Chemicals Supplied by MoFA**

Type of Chemical	Unit	Quantity			Beneficiary	
		Received	Distributed	Balance	Male	Female
Pyrinex Q	250ml	100	96	4	29	6
Emaster	1 litre	58	58	0	46	7
Agoo	Sachet	80	80	0	5	-
Eforia 45 ZC	1 litre	24	0	24	-	-

#### Analysis

The chemical was distributed based on the reports and complains of fall army worm infestation from the farmers via their AEA`s in their various operational area and priority was given to farmers who were part of the PFJ program in the municipality.

Some of the farmers were able to manage their pest problem after one spraying while others had to spray 2-3 times before achieving the required result. Due to inability of farmers to buy recommended pesticides for their further pest control on their field, resulted in the mass infestation of the fall army worm encountered

### b. Agricultural Productivity

**Table 7: National Production (Mt) of Major Crops (GOMOA EAST DISTRICT)**

Crops	PFJ		Non-PFJ		Total Average Area of Cultivation (Ha)	National Average production (Mt)
	Area of Cultivation (Ha)	Production (Mt)	Area of Cultivation (Ha)	Production (Mt)		
Maize	254	1,554.00	3,491.00	7434.00	3,745.00	8,988.00
<b>Vegetables</b>						
Pepper	34	1,021.00	312	3,648.00	346	4,669.00
Tomato	38.4	1,146.00	324	4,612.00	44.7	5,758.00
Cassava			2,989	6,166.90	2,989	6,166.90
Yam			27.4	230.16	27.4	230.16
Cocoyam			29	126.15	29	126.15
Plantain			1,934	25,915.60	1,934	25,915.60

#### Analysis

The average of production of maize, cassava and plantain yielded 8,988.00, 6,166.90, 25,915.60 Metric tons respectively and this shows a general growth in production this year. This was due to the introduction of the fertilizer package system under PFJ and the fertilizer subsidy program.

**Table 8: Farmers Registered under Planting for Food & Jobs (PFJ)**

Districts	Target		Registered farmers		Total Farmers Registered	% of registered farmers who are females
	Male	Female	Male	Female		
Gomoa East	725	175	196	6	202	3%
<b>Total</b>	725	175	196	6	202	3%

#### Analysis

Although 900 farmers were initially targeted to participate in the PFJ program yet only 202 took part in the program. This is due to farmer inability to afford the half payment policy and fear of the unknown as in the outcome of the planting season

Secondly, out of the total 200 registered and participating members, only 6 females participated representing 3% of the general population hence the need to make the program attractive and rewarding to the females.

**c. Agro Input Distribution under PFJ**

*Fertilizer distribution*

**Table 9: Fertilizer distribution**

Type of <i>Fertilizer</i>	Quantity (Bags)				No of beneficiaries		
	Target	Received	Distributed	Balance	Total	Male	Female
<i>NPK</i>	1300	1300	716	584	200	94	6
<i>Urea</i>	720	720	358	362	200	94	6
<i>Sulphate of Ammonia</i>		-	-	-			

**Analysis**

Balance of 584 bags of NPK remains in store because, the farmers who registered could not afford to come for them due to their inability to pay the initial part payment as agreed. In all, 200 farmers benefited with only 3% being female hence the need to attract more female into the PFJ program must be intensified.

*Seed Distribution*

**Table 10 : Seed Distribution**

Type of <i>Fertilizer</i>	Quantity of seeds ( Bags)				No of beneficiaries		
	Target	Received	Distributed	Balance	Male	Female	Total
<i>Maize</i>		567bags	239.6 bags	327.4 bags			
<i>Rice</i>		30 bags	18.8 bags	10.2 bags			

**Analysis**

In all,240 bags of maize seed was distributed to various farmers who express interest in the PFJ program , the remainder of the farmers could not come for the inputs because they prefer free and some don't want to be indebted to the government for fear of embarrassment.

Districts	Total cost of input (Ghc)	Amount Recovered (Ghc)	Balance (Ghc)	Remarks
Gomoa East	70,242.50	42,993.50	27,249.00	The recovery is ongoing but some farmers also reported of low yield as a result of disease and poor rains

## Analysis

The total cost of inputs stated above refer to the total cost of inputs released to the beneficiaries so far in the District, representing GHC 70,242.50 since the balance of the input stock are still in the store room against the next year program. GHC 27,249.00 is with the farmers and various actions are in place to ensure full recovery is achieved before the onset of the next program for 2018. Announcement and reminder messages has been sent to them through the AEA's and it's our hope that, the feedback will be positive to ensure smooth implementation of the PFJ in the municipality.

### d. Challenges during Implementation.

Key among the constraints to an uninterrupted implementation of planned activities includes;

- Inadequate and late arrival of funds
- Poor road network in farming communities.
- Insufficient motor – cycles.
- Wide Extension officer / farmer ratio

### e. Recommendations

To sustain the current laurels chalked in the agricultural front, the following activities are being recommended:

- Provision of more motor-bikes to enhance mobility and supervision.
- Data collection must be intensified
- Mainstreaming of HIV/AIDS and gender issues must be intensified

## The School Feeding Program implementation

The Ghana School Feeding Programme (GSFP) is a joint initiative of the Government of Ghana (GoG) and the comprehensive Africa Agricultural Development Program (CAADP) Pillar 3, which seeks to enhance food security and reduce hunger in line with the Millennium Development Goals (MDG's) on hunger, poverty and malnutrition. The basic concept of the feeding programme is to provide children in public Primary Schools and Kindergartens with one hot adequately nutritious meal prepared from locally grown food stuffs on every school going day.



*PUPILS OF AYENSUADZE D/A PRIMARY/KG SCHOOL ENJOYING THEIR MEAL*

Currently, there are Nineteen (19) schools benefiting from the programme. Additionally, fourteen (14) schools have been selected to benefit from the programme beginning this year.

The District Implementation Committee (DIC) chaired by the District Chief Executive (DCE) and other heads of department as members is in place and is responsible for monitoring the status of the programme in the District.



CATERERS PREPARING FOOD FOR THE DAY AT OFASO/ANHWIAFETAMU D/A PRIMARY SCHOOL

**Table 8:**

NO.	NAME OF SCHOOL	TOTAL ENROLMENT
1	Ofaso Anglican KG/Prim.	151
2	Kwameadwer/Abamkwaim D/A KG/Prim.	279
3	Dahom D/A KG/Prim.	423
4	Ayensuadze Presby KG/Prim.	422
5	Nsuaem D/A KG/Prim.	209
6	Takyiam D/A KG/Prim.	168
7	Awombrew D/A KG/Prim.	292
8	Dabanyin D/A KG/Prim.	204
9	Ojobi D/A KG/Prim.	479
10	Kweikrom D/A KG/Prim.	260
11	Anopansu Kobina Andoh D/A KG/Prim.	148
12	Nkwantanan D/A KG/Prim.	189
13	New Nyanyano Kojo-Oku D/A Prim.	401
14	Dampase D/A KG/Prim.	274
15	Adabra AME Zion KG/Prim.	243
16	Amoanda D/A KG/Prim.	279
17	Odembo D/A KG/Prim.	167
18	Odumasi D/A KG/Prim.	262
19	Nyanyano Methodist KG/Prim	450
	<b>TOTAL</b>	<b>5,300</b>

The following is the list of new schools that have been included into the Ghana School Feeding Programme.

**Table 9:**

NO.	NAME OF SCHOOL	TOTAL ENROLMENT
1	Apra SDA KG Primary	173
2	Adzinten D/A KG /Primary	163
3	Otapirow D/A KG /Primary	190
4	Buduatta D/A KG/ Primary	167
5	Okyereko Methodist KG/Primary	217

6	Osamkrom D/A KG / Primary	213
7	Akwamu Zion /DA KG /Pry	258
8	Afransi DA KG/PRY	261
9	Afransi SDA KG/PRY	188
10	Afransi Zion KG/PRY	108
11	Buduburam Point Of Hope D/A Pry	265
12	Akotsi DA Kg/Primary	250
13	Fetteh DA Kg /Primary	388
14	Fetteh Dawson Mem. SDA KG	247
	<b>TOTAL</b>	<b>3,093</b>

### **GENERAL OBSERVATION(S)**

1. Most of the Cooks do not have health certificates. This situation is very worrying.
2. Most of the Schools do not have kitchens
3. It appears most of the teachers are also eating some of the meals served by the pupils
4. Some newly posted teachers do not have adequate information about the operations of the School Feeding Programme.
5. Generally, the food is of good quality
6. All the Schools visited showed that the Caterers have cooked throughout the period.
7. Most of the Schools visited did not observe safety standards.
8. The programme has greatly increased the enrolment drive of the beneficiary schools

### **RECOMMENDATIONS**

1. Caterers should insist that cooks undergo health screening as soon as possible.
2. The Assembly should intervene to construct kitchens for the beneficiary schools.
3. The Assembly should organize stakeholders meeting to sensitize stakeholders about their roles and responsibilities
4. The Capacity of Caterers and cooks should be built in the area of Safety standards.

## **2.5 EVALUATION AND PARTICIPATORY M&E**

The District Monitoring team with gender representation and Community involvement ensured effective monitoring processes at all levels such as plan preparation and community action plans which are collated and harmonized in the preparation of the District Composite Plans and Budgets. The decentralized departments are made to submit their Action Plans to be captured in the Composite Plan and stakeholder meeting are organised to harmonize the plans.

### **2.6 THE WAY FORWARD**

#### **I. KEY ISSUES ADDRESSED AND THOSE YET TO BE ADDRESSED**

The staffing situation in the departments of the Assembly is improving gradually. There are some departments that are still being manned by one person who hardly received any refresher training and these departments lack virtually everything including budget and logistics to support their work.

#### **II. RECOMMENDATIONS**

Some capacity improvement programmes should be provided for the staff in the Municipal Assembly within the short term. This calls for timely release of funds, proper monitoring and evaluation to ensure quality delivery.

Donor intervention to assist in the fulfilment of the Assembly's vision should be further explored.

## **2.7 CONCLUSION**

The review of the performance of the 2017 Action Plan for the District shows that as at the end of 31<sup>st</sup> December 2017, cumulatively over the quarters, 54(93.10%) of projects and programmes comprising 41 (70.7%) implemented and 13 (22.4%) ongoing had seen some investment from the Assembly while 4 (6.9%) are yet to be implemented.

With the achievement of 93.10% for ongoing and completed projects, the Assembly performed beyond the 85% target set for total financial investments on projects for 2017.

Logistical challenges in inspecting projects was a key issue during the year but it was overcome by sometimes borrowing vehicles from other Departments. It is expected that subsequent quarters would see the Planning Unit being allocated a vehicle for monitoring and evaluation of projects.

## APPENDIX 1.

**GOMOA EAST DISTRICT ASSEMBLY  
ANNUAL PROGRESS REPORT  
2017**

**PROGRESS REPORT ON DEVELOPMENT PROJECTS**

ITEM NO.	TITLE OF PROJECT	LOCATION	EXECUTING FIRM	CONSULTANTS	CONTRACT SUM (GH¢)	PAYMENTS	OUTSTANDING	START DATE	EXPECTED DATE OF COMPLETION	STATUS OF PROJECT
<b>DDF</b>										
1	PROVISION OF SITE AND SERVICES FOR 34.2 ACRE ARTISAN/TECHNOLOGY VILLAGE	AKOTSI JUNCTION	PREFOS LTD	DWD	139,970.50	125,973.50	13,997.00	20-11-15	19-02-16	COMPLETED
2	CONSTRUCTION OF 1NO. 2-UNIT TEACHERS QUARTERS	GOMOA AFRANSI	OBOKOM ENGINEERING LTD	DWD	175,157.03	157,641.27	17,515.76	20-11-15	20-05-19	COMPLETED
3	CONSTRUCTION OF 1NO. 3-UNIT CLASSROOM BLOCK	A.M.E ZION, NYANYANO KAKRABA	AMO MENSAH CO.LTD	DWD	140,079.58	140,079.58	-	20-11-15	19-02-16	COMPLETED
4	CONSTRUCTION OF MATERNITY BLOCK	GOMOA OBUASI	KWA AMPONG CO.LTD	DWD	160,574.00	143,342.70	17,231.30	20-11-15	19-02-16	COMPLETED
5	CONSTRUCTION OF AREA COUNCIL OFFICE	NYANYANO KAKRABA	EAK ENT.	DWD	70,009.55	63,008.62	7,000.93	20-11-15	19-02-16	COMPLETED
6	CONSTRUCTION OF 1NO. CHPS COMPOUND	ASEBU	UPKING CO. LTD	DWD	169,625.50	133,438.95	36,186.55	20-11-15	19-02-16	COMPLETED
7	CONSTRUCTION OF FEMALE WARD	NYANYANO KAKRABA HEALTH CENTRE	GHAMERIC ENT.	DWD	159,971.00	143,973.90	15,997.10	20-11-15	19-02-16	COMPLETED
8	PREPARATION OF 15ACRE FINAL DISPOSAL SITE	GOMOA Dominase	GEOFFREY OAK CO.LTD	DWD	39,762.00	-	39,762.00	20-11-15	19-02-16	ON GOING



9	CONSTRUCTION OF 1NO. 20-UNIT MARKET STALLS AT NYANYANOKAKRABA	NYANYANO KAKRABA	JOSH ENGINEERING GH.LTD	DWD	87,577.00	87,577.00	-	11/12/14	11-03-15	COMPLETED
10	CONSTRUCTION OF 1NO. 12 SEATER WC TOILET FACILITY	NYANYANO KAKRABA	EBOTRIC CO.LTD	DWD	100,529.50	100,529.00	-	11/12/14	11-03-15	COMPLETED
11	CONSTRUCTION OF FENCE WALL AND ANCILLARY FACILITY AROUND COLD STORE	NYANYANO	KOFART & SONS LTD	DWD	198,000.00	198,000.00	-	DEC, 2013	JUNE, 2015	COMPLETED
12	CONSTRUCTION OF 1NO. 20-SEATER AQUA PRIVY TOILET FACILITY	AKWAMU	EKASONS CO.LTD	DWD	136,520.40	136,520.40	-	30/12/13	30-03-14	COMPLETED
13	CONSTRUCTION OF 1NO. 2-UNIT KG BLOCK AND ANCILLARY FACILITY	ESIKUMA	MASAGRI CO.LTD	DWD	57,440.01	57,440.01	-	10/12/13	10-03-14	COMPLETED
14	CONST. OF 6-UNIT CLASSROOM WITH ANCILLARY FACILITIES	KOJO OKU	DOLAD CONSTRUCTION WORKS	DWD	119,937.51	119,937.51	-	05/11/13	05-05-14	COMPLETED
15	SUPPLY OF SCHOOL FURNITURE	DISTRICT WIDE	DANEPHIKE LTD	DWD	90,000.00	90,000.00	-	MAR 2013	JUNE 2013	COMPLETED
16	SUPPLY OF 125 TEACHERS TABLES & CHAIRS	DISTRICT WIDE	IADAD LTD	DWD	25,000.00	25,000.00	-	MAR. 2013	JUNE 2013	COMPLETED
<b>DACF</b>										
1	CONSTRUCTION OF 1 NO. 20 SEATER AQUA PRIVY TOILET	GOMOA OSAMKROM	WONDERS CONSULT LTD	DWD	179,516.00	135,842.40	43,673.60	11-11-16	11-02-17	ON GOING
2	CONSTRUCTION OF 1 NO. 3 UNIT CLASSROOM BLOCK ,OFFICE AND STORE ROOM	GOMOA OBUASI	EAK ENT.	DWD	175,450.00	10,000.00	165,450.00	15-09-16	15-12-16	ON GOING
3	CONSTRUCTION OF 1 NO. CHPS COMPOUND	GOMOA DAMPASE	WENDY ROSE LTD	DWD	194,948.70	10,000.00	184,948.70	15-09-16	15-12-16	ON GOING
4	CONSTRUCTION OF 1 NO. CHPS COMPOUND	GOMOA DABANYIN	MAC TALMA GH.LTD	DWD	194,956.00	10,000.00	184,956.00	15-09-16	15-12-16	ON GOING
5	CONSTRUCTION OF 1 NO. 16	GOMOA	SLY KIM	DWD	139,788.48	122,741.10	17,047.38	30-05-16	30-08-16	COMPLETED

	SEATER AQUA PRIVY TOILET	ACHIASE	LTD							
6	CONSTRUCTION OF 1NO. 3-UNIT CLASSROOM BLOCK	GOMOA POTSIN	KWA AMPONG LTD	DWD	160,000.00	74,000.00	86,000.00	30-05-16	30-08-16	IN USE
7	COMPLETION OF 1NO 6-UNIT CLASSROOM BLOCK	FETTEH KAKRABA	KWA AMPONG CO.	DWD	140,000.00	61,000.00	79,000.00	30-05-16	30-11-16	COMPLETED
8	PROCUREMENT AND INSTALLATION OF 50 KVA GENERATOR SET	GEDA OFFICE	SIR CHARLES DOUGHAN CO.LTD	DWD	155,788.50	68,368.28	87,420.22	30-05-16	30-08-16	COMPLETED
9	PROVISION OF CHAIN LINK FENCING AND PAINTING OF ICT CENTER	NYANYANO	EAK ENT.	DWD	55,246.00	20,000	35,246.00	30-05-16	30-08-16	COMPLETED
10	CONSTRUCTION OF 1NO. 3-UNIT CLASSROOM BLOCK, OFFICE, STORE AND STAFF COMMON ROOM	GOMOA AFRANSI	EBOTRIC CO.LTD	DWD	120,337.51	103,226.60	17,110.91	03/06/15	03-09-15	COMPLETED
11	CONSTRUCTION OF 1NO. CHPS COMPOUND AND NURSES QUARTERS	KWEIKROM	ELMAS CONSTRUCTION WORKS	DWD	198,445.00	70,728.00	127,717.00	03/06/15	03-09-15	ON GOING
12	CONSTRUCTION OF INFORMATION COMMUNICATION TECHNOLOGY (ICT)/OFFICE COMPLEX	AFRANSI	AMO MENSAH CO.LTD	DWD	572,908.27	479,095.62	93,812.65	10/24/11	10-04-12	PROJECT ON GOING
13	SUPPLY OF 500 MONO DESKS TO FETTEHMANSHS AND T.I AHMADIYYA SHS	FETTEHMAN SHS AND T.I AHMADIYYA SHS	G.YEMASCO ENT	DWD	79,250.00	71,325.00	7,925.00	03/06/15	03-09-15	IN USE
14	PROVISION OF CHAIN LINK FENCING AT CHPS ABOSO	GOMOA ABOSO	ANWIDOT ENT.	DWD	39,488.00	39,488.00	-	03/06/15	03-09-15	COMPLETED
15	CONSTRUCTION OF 1 NO. CHPS COMPOUND	DAHOM	EDDIE WALKER ENT.	DWD	160,952.00	141,219.93	19,732.07	22/09/15	22-12-15	COMPLETED



16	CONSTRUCTION OF 1 NO. 3 UNIT CLASSROOM BLOCK	BUDUBURAM	BE IN GOD LTD	DWD	139,869.65	116,553.60	23,316.05	22/09/15	22-12-15	COMPLETED
17	EXTENSION OF ELECTRICITY TO CHPS COMPOUND	GOMOA LOME	PREFOS LTD	DWD	78,958.60	71,062.74	7,895.86	03/06/15	03-09-15	COMPLETED
18	SUPPLY OF 200 (250W) COMPLETE LUMINARIES STREET LIGHTS	DISTRICT WIDE	PREFOS LTD	DWD	197,400.00	185,000.00	12,400.00	03/06/15	03-09-15	FACILITY IN USE
19	RENOVATION OF PUBLIC TOILET	GOMOA BROFOYEDU R, GOMOA AMOANDA	DEXTEX ENT.	DWD	30,555.00	30,555.00	-	21/08/14	21-11-14	IN USE
20	CONSTRUCTION OF FENCE WALL & ANCILLARY WORKS AT DBA & DPO BUNGALOW	AFRANSI	KOFART & SONS LTD	DWD	58,744.84	58,744.84	-	JULY 2013	OCT 2013	COMPLETED
21	RESHAPING OF SECTIONS OF ROADS (11KMS)	AWOMBREW - TAKYIAM RD. GOMOA TAKYIAM - PANFOKROM GOMOA MANSO RD BUDUMBURAM RD NYANYANO ACCESS ROADS NYAMEADOM DAMPASE, DAHOM	DWD	DWD	64,446.00	64,446.00	-	JULY ,2015	OCT 2015	COMPLETED
22	SUPPLY OF 1000 BAGS OF CEMENTS FOR SELF HELP PROJECTS-	DISTRICT WIDE	ULTIMATE VISION	DWD	37,012.56	-	37,012.56	15-09-16	15-12-16	COMPLETED
23	SUPPLY OF AGRIC INPUTS - FARMERS	DISTRICT WIDE	GARUS ENT	DWD	66,975.00	-	66,975.00	15-09-16	15-12-16	COMPLETED
24	SUPPLY OF 40 PACKETS OF ROOFING SHEETS	DISTRICT WIDE	ULTIMATE VISION	DWD	31,646.38	-	31,646.38	15-09-16	15-12-16	COMPLETED
25	SUPPLY OF 4 PACKETS OF ROOFING SHEETS	DISTRICT WIDE	SAG-AN ENT	DWD	2,632.00	-	2,632.00	15-09-16	15-12-16	COMPLETED
26	SUPPLY OF 100 PIECES OF STREETLIGHTS	DISTRICT WIDE	ULTIMATE VISION	DWD	30,000.00	-	30,000.00	15-09-16	15-12-16	COMPLETED



27	SUPPLY OF OFFICE ITEMS AND EQUIPMENTS	GEDA OFFICE	GETOPREX-B VENT	DWD	21,900.00	-	21,900.00	15-09-16	15-12-16	COMPLETED
<b>GETFUND</b>										
1	CONSTRUCTION OF 1 NO. 6 UNIT CLASSROOM BLOCK WITH ANCILLARY FACILITIES	GOMOA EKWAMKROM	BEEKEN CO. LTD	DWD	400,000.00	N/A	N/A	22-11-16	22-05-17	N/A
2	CONSTRUCTION OF 1 NO. 3 UNIT CLASSROOM BLOCK WITH ANCILLARY FACILITIES	GOMOA OBUASI	UNIVANS GLOBAL LTD	DWD	199,627.50	N/A	N/A	11-11-16	11-02-17	N/A
3	CONSTRUCTION OF 1 NO. 2 UNIT CLASSROOM KG WITH ANCILLARY FACILITIES	GOMOA ASEBU	EFFANA ENT	DWD	120,000.00	-	-	28-03-16	28-09-16	ON GOING
4	CONSTRUCTION OF 1 NO. 2 UNIT CLASSROOM KG WITH ANCILLARY FACILITIES	GOMOA ABOSO	WONDERS CONSULT LTD	DWD	120,000.00	-	-	28-03-16	28-09-16	ON GOING
5	CONSTRUCTION OF 1 NO. 2 UNIT CLASSROOM KG WITH ANCILLARY FACILITIES	GOMOA LOME	SIR CHARLES DOUGHAN CO. LTD	DWD	120,000.00	-	-	28-03-16	28-09-16	ON GOING
6	CONSTRUCTION OF 3-UNITS CLASSROOM BLOCK	KWAME ADWER	N/A	N/A	N/A	N/A	N/A	OCT-2013	N/A	DELAYED
7	CONSTRUCTION OF 6-UNITS CLASSROOM BLOCK	DASUM	N/A	N/A	N/A	N/A	N/A	OCT-2013	N/A	DELAYED
8	CONSTRUCTION OF 3-UNITS CLASSROOM BLOCK	ANHWIA FITAMU	N/A	N/A	N/A	N/A	N/A	OCT-2013		DELAYED
<b>IDA/CWSA</b>										
1	CONSTRUCTION OF 3NO. KVIP LATRINES FOR BOYS & 3NO. KVIP FOR GIRLS	OBUASI ACHIASE, FETTEH KAKRABA	JUSKES CO.LTD	CWSA	157,662.31	157,662.31	-	AUG.2013	NOV 2013	COMPLETED
2	CONSTRUCTION OF 2NO. KVIP LATRINES FOR BOYS & 2NO. KVIP FOR GIRLS	BESEADZE &JUKWAA	RIT-PRUMPT	CWSA	99,288.91	99,288.91	-	AUG.2013	NOV 2013	COMPLETED
<b>GOG</b>										
1	CONSTRUCTION OF 24-UNITS COMMUNITY SHS	GYAMAN	N/A	GoG	N/A	N/A	N/A	01/09/14	N/A	COMPLETED



## MAJOR ASSEMBLY PROJECTS IN PICTURES

NO.	TITLE OF PROJECT	LOCATION	EXECUTING FIRM	STATUS OF PROJECT	PICTURES
1	CONSTRUCTION OF 1 NO. 20 SEATER AQUA PRIVY TOILET	GOMOA OSAMKROM	WONDERS CONSULT LTD	ON GOING	
2	CONSTRUCTION OF 1 NO. 3 UNIT CLASSROOM BLOCK ,OFFICE AND STORE ROOM	GOMOA OBUASI	EAK ENT.	ON GOING	

3	CONSTRUCTION OF 1 NO. CHPS COMPOUND	GOMOA DAMPASE	WENDY ROSE LTD	ON GOING	
4	CONSTRUCTION OF 1 NO. CHPS COMPOUND	GOMOA DABANYIN	MAC TALMA GH.LTD	ON GOING	
5	CONSTRUCTION OF 1 NO. 16 SEATER AQUA PRIVY TOILET	GOMOA ACHIASE	SLY KIM LTD	COMPLETE D	

6	CONSTRUCTION OF 1NO. 3-UNIT CLASSROOM BLOCK	GOMOA POTSIN	KWA AMPONG LTD	IN USE	
7	COMPLETION OF 1NO 6-UNIT CLASSROOM BLOCK	FETTEH KAKRABA	KWA AMPONG CO.	PROJECT IN USE	

8	PROCUREMENT AND INSTALLATION OF 50 KVA GENERATOR SET	GEDA OFFICE	SIR CHARLES DOUGHAN CO.LTD	COMPLETED	
8-9	PROVISION OF CHAIN LINK FENCING AND PAINTING OF ICT CENTER	NYANYANO	EAK ENT.	COMPLETED	

10	CONSTRUCTION OF 1NO. 3-UNIT CLASSROOM BLOCK, OFFICE, STORE AND STAFF COMMON ROOM	GOMOA AFRANSI	EBOTRIC CO.LTD	PROJECT IN USE	
11	CONSTRUCTION OF 1NO. CHPS COMPOUND AND NURSES QUARTERS	KWEIKROM	ELMAS CONSTRUCTION WORKS	ON GOING	

12	CONSTRUCTION OF INFORMATION COMMUNICATION TECHNOLOGY (ICT)/OFFICE COMPLEX	AFRANSI	AMO MENSAH CO.LTD	PROJECT ON GOING	
13	SUPPLY OF 500 MONO DESKS TO FETTEHMANSHS AND T.I AHMADIYYA SHS	FETTEHMAN SHS AND T.I AHMADIYYASHS	G.YEMASCO ENT	IN USE	

14	PROVISION OF CHAIN LINK FENCING AT CHPS ABOSO	GOMOA ABOSO	ANWIDOT ENT.	COMPLETE D	
15	CONSTRUCTION OF 1 NO. CHPS COMPOUND	DAHOM	EDDIE WALKER ENT.	COMPLETE D	

16	CONSTRUCTION OF 1 NO. 3 UNIT CLASSROOM BLOCK	BUDUBURAM	BE IN GOD LTD	COMPLETE D	
17	EXTENSION OF ELECTRICITY TO CHPS COMPOUND	GOMOA LOME	PREFOS LTD	COMPLETE D	

18	SUPPLY OF 200 (250W) COMPLETE LUMINARIES STREET LIGHTS	DISTRICT WIDE	PREFOS LTD	IN USE	
19	RESHAPING OF SECTIONS OF ROADS (11KMS)	AWOMBREW -TAKYIAM RD. GOMOA TAKYIAM – PANFOKROM GOMOA MANSO RD BUDUMBURAM RD NYANYANO ACCESS ROADS NYAMEADOM DAMPASE, DAHOM	DWD	COMPLETE D	

## **DEPARTMENT OF SOCIAL WELFARE AND COMMUNITY DEVELOPMENT**

The following are the outline of activities being implemented by the department in the district.

- ❖ Family Reconciliation
- ❖ Cases on child maintenance, neglect or abandonment, child abuse or child labour.
- ❖ Adoption
- ❖ Counseling on topical issues such as family planning, HIV/AIDS, family welfare, juvenile delinquency, etc.
- ❖ Hospital Welfares Service include – counselling on Medico-Social/ Psycho social problems contacts of relatives and or employers of patients on admission assistance to settle bills and other recommendations, etc.
- ❖ Inspection/ Monitoring and Registration of Day Care Centres.
- ❖ Registration / Monitoring of activities of Non-Governmental Organisation (NGOs).
- ❖ Working to improve the conditions of people living with disabilities (PWDs) and Orphans and vulnerable children (OVC).
- ❖ Court Work (Representation at the family Tribunal and Juvenile Court).
- ❖ Inspection and Supervision and Registration of Children’s Home/ Orphanage Homes now Residential Homes for children’s (RHC).
- ❖ Follow- Up on cases.
- ❖ Prison after- Care Services.

### **3.1 PROGRAMME PERFORMANCE**

#### **3.1.1 JUSTICE ADMINISTRATION**

- ❖ Juvenile Court:
  - No Juvenile court case was handled during the year under review.
- ❖ Family Tribunal
  - No. cases received during the year - 34
  - No. of cases successfully tried - 33
  - No. of cases still pending - 1
  - Social Enquiry Reports Written to Court - 5
- ❖ Shelter for Abused Children
  - Name of Home/ Shelter Location
  - Challenging Heights Gomoa Achiase
  - No. of children in the Home at the end of year 

M	F	Total
49	12	61

#### **3.1.2 CHILD RIGHTS PROMOTION AND PROTECTION ( Social Work With Families)**

- No. of cases received during the year - 16
- No. of cases successfully settled - 13
- No. of cases referred to court - 3
- No. of cases still pending - Nil
- ❖ Inspection and Supervision of Day Care Centres

During the year under review, officers of the Department inspected and supervised most of the centres. Management of the centres was counseled to take proper care of the children and also register their Centres with the Department.

❖ **Orphanage Home**

Name of Home	Location			
Ghana Make A Difference	Gomoa Dabanyin			
No. of children in the Home at the end of year		<b>M</b>	<b>F</b>	<b>Total</b>
		22	5	27

Children's Home

Name of Home	Location			
Hope Children's Village	Gomoa Fetteh			
No. of Children in the Home at the end of the year		<b>M</b>	<b>F</b>	<b>Total</b>
		71	52	123

**3.1.3 COMMUNITY CARE**

❖ **Disbursement of District Assembly Common Fund for Persons with Disabilities (PWDs).**

During the year, an amount of Twelve Thousand one Hundred Cedis (GHS 12,100.00) was disbursed to a total of thirty (30) PWDs made up of sixteen (16) males and fourteen (14) females for their various economic activities.

❖ **Identification & Registration of Persons with Disabilities:**

During the year a total of thirty six (36) PWDs made up of 23 males and 13 females were identified and registered.

❖ During the same period (year) a team from the Ministry was in the district to register all the disabled persons.

**3.1.4 LEAP PROGRAMME**

During the period under review, four LEAP payments were made. These are the 48<sup>th</sup>, 49<sup>th</sup>, 50<sup>th</sup>, and 51<sup>st</sup> payments cycles. There were some few challenges that cropped up such as the inability of some beneficiaries to access their money due to technical challenges. Efforts are being made by officers of the Department to make sure that these challenges are resolved at the next payment cycle.

**3.1.5 FUNDS**

During the year, no fund was made available to the Department to carry out its programme of activities.

**CONCLUSION**

The year was very challenging due to the unavailability of funds.

## **ENVIRONMENTAL HEALTH AND SANITATION UNIT**

### **DEPARTMENTAL OBJECTIVE FOR 2016**

The overall objective is to maintain a clean, safe and pleasant physical environment in all human settlements.

The specific objectives for the period are;

1. To facilitate the attainment of Open Defaecation Free Status (ODF) in four (13) Communities in the district namely; Gomoa Anaama, Gomoa Bankyease, Gomoa Fante Yenmoah, Kristo Asafo, Gomoa Mafi Adabra No.2. etc.
2. To recommend, assist and facilitate the gazeting of the district bye-laws.
3. To ensure adequate protection and safe handling of food among 2,500 food vendors.
4. To recommend, assist and facilitate the acquisition of a 1No. Final Solid Waste Disposal Site at the Eastern part of the district.
5. To conduct domiciliary inspection in 2,000 premises.
6. To conduct quarterly disinfection and disinfestation exercises district-wide.

### **ACTIVITIES PERFORMED DURING THE QUARTER**

#### **i. Premises Inspection**

No. of residential premises available	23,196
Target Set	1,000
No. of residential premises inspected	691
Percentage Coverage	69.1`%
Notices Served	62

#### ***Common Nuisances Detected***

*Growth of weeds, open defaecation, accumulation of bathhouse waste water in catch-pit, crude dumps and straying of animals.*

#### **ii. Chop Bar Inspection**

No. of chop bar available	159
No. of chop bar inspected	123
Percentage coverage	77.3%
No. of chop bars with nuisances	4
Percentage of chop bar with nuisances	10.5%

#### **iii. Drinking Bar Inspection**

No. of drinking bars available	746
No. of drinking bars inspected	525
Percentage Coverage	70%

#### **iv. Hotel Inspection**

No. of hotels available	13
-------------------------	----

No. of hotels inspected	13
Percentage coverage	100%

**v. Guest Houses Inspected**

No. of guest houses available	14
No. of guest houses inspected	14
Percentage coverage	100%

**vi. Restaurant Inspection**

No. of restaurants available	22
No. of restaurants inspected	20
Percentage coverage	90.9%

**vii. School Inspection3760**

No. of schools available -		194		
	<b>Type of Institution</b>			
No. of schools inspected	First Cycle	Private	23	36
		Public	13	
	Second Cycle	Private	0	
		Public	0	
	Tertiary	Private	0	
		Public	0	
Percentage coverage		18.5%		

**viii. Food/Drink Sellers Screening**

No. of registered vendors	2,500
No. of vendors medically screened	909
Percentage of vendors screened	36.36%
No. of vendors declared unfit	45

**SOLID WASTE MANAGEMENT**

**Waste collection facilities**

**Communal Refuse Container**

Type available	No. in use	No. not in use	Remarks
ZL 8-12 meter cube	16	3	Requires welding works
ZL Skip loaded	2	1	The rear tyres are worn-out and needs replacement.
Refuse Tractor	2	1	Being used by the Farmers Association

**Remarks:**

Recommendation is being made for the procurement of an additional 10No Communal Containers to curb the fast emerging crude dumpsites in some major communities.

**VECTOR CONTROL**

The department carried out numerous disinfection and disinfestation exercises on refuse dumpsites, public latrines and some commercial premises.

Again Zoomlion collaborated with the department to embark on some spraying programme at the prisons at Gomoa Osamkrom.



*Refuse dumpsite*



*At the Osamkrom Prisons*

**SCHOOL HEALTH**

Health promotion programmes and inspection were carried out in some schools in the district. Some topics treated were hand washing with soap under running water, cholera prevention and attitudinal/behavior change.

Some of the schools visited were;

- Ekwamkrom SDA Basic School
- My Flower Academy, Dominase
- Worldwide Bilingual, Buduburam
- Sky Community School, Fetteh Kakraba
- Methodist Basic School, Nyanyan



**Some of the Topics for the Education**

- ✚ Health and Safety
- ✚ Food Hygiene
- ✚ Hand Washing with Soap

 Cholera etc.

## **FOOD HYGIENE**

Medical health screening of drinks/food vendors was done with the total number of 909 vendors screened.

The number of drinks/food vendors screened and declared fit for this period are depicted below;

### **Medical Screening Results**

S/No	Area Council	Total No. Screened	Result		Remarks
			Widal (Typhoid)	Hepatitis B	
1.	Afransi	236	11	9	Referred to a health facility for treatment
2.	Aboso	136	4	11	Referred to a health facility for treatment
3.	Asebu-Pomadze	102	9	13	Referred to a health facility for treatment
4.	Nyanyano	252	9	0	
5.	Ojobi	183	16	3	
		<b>909</b>	<b>49</b>	<b>36</b>	

## **ENFORCEMENT OF SANITATION REGULATIONS**

❖ No. of abatement notices issued	-	59
❖ No. of abatement notices complied with	-	47
❖ % of notices complied with	-	80. %
❖ No. of notices not complied with	-	14
❖ No. of prosecutions made	-	1
❖ No. of successful prosecutions	-	1
❖ % of successful prosecution	-	100%

## **UNIVERSAL SALT IODIZATION IMPLEMENTATION**

• No. of Salt samples Tested	-	81
• No. of Salt samples Tested positive	-	53
• % of Salt samples Tested positive	-	65. %
• No. of Salt sample Tested inadequate	-	10
• % of Salt sample Tested inadequate	-	12. %
• No. of Salt samples Tested negative	-	22
• % of samples Tested negative/raw	-	27.16%

### **Photo shots of Salt Testing Exercise**



### **COMMUNITY LED TOTAL SANITATION (CLTS)**

No. of Communities Available	- 100
No. of Communities Triggered	- 67
No. of Communities targeted for ODF Status by Dec, 2017	- 13
No. of Communities declared ODF	- 4
➤ Mmofra Mfa Adwen	
➤ Dadsonkwa	
➤ Mafikope	
➤ Bokor	

### **Present Status in the Four (4) Communities**

s/n	Name of Community	No. of HHL Constructed and in use	No. of HHL under Construction	No. of HHL with HWF	Remark
1.	Mmofra Mfa Adwen	4	0	4	Attained ODF Status
2.	Mafikope	4	0	4	Attained ODF Status
3.	Bokor	9	1	9	Attained ODF Status
4.	Dadsonkwa	6	0	6	Attained ODF Status

### **NATIONAL SANITATION DAY**

With regard to the monthly national cleanup exercises, five (5) were successfully carried out at Gomoa Afransi, Gomoa Nyanyano Kakraba and Buduburam communities during the period under review.

Aside this, other cleanup exercises were also organized by private association of schools which was supervised by the Ojobi Area Council Officers. The exercises were all fully participated.



#### FOOD VENDING SITE INSPECTION

The sale of cooked foods for public consumption has become an easy business venture where majority of our women folks resort to. This has resulted to substandard practices among food vendors which are likely to cause food borne diseases.

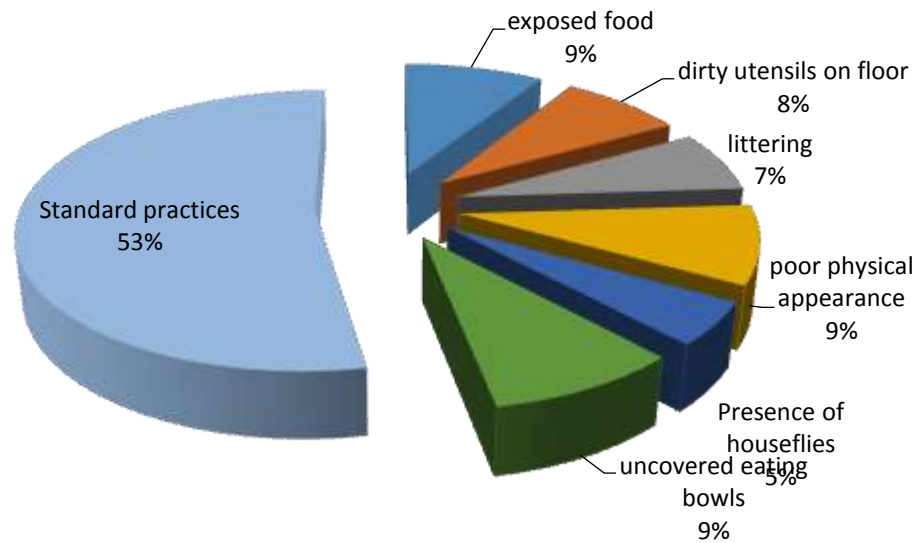
In other to prevent such occurrence, inspections were conducted at some food vending sites in the district to ascertain food safety and hygiene practices by vendors.

This is to safe guard the consuming clients against any food-borne diseases through patronage of unwholesome food. Communities visited include Ekwamkrom, Aboso, Benso, Asebu-Pomadze, Akotsi Junction, Nyanyano Kakraba Buduburam and Afransi.

Education was given and all inspected premises documented for post monitoring.

Below depicts inspection details:

## Situational Stats on Vending Premises



### FOOD VENDING SITES INSPECTION

COMMUNITY	NO. INSPECTED	NO. WITH CERTIFICATE (Old / New)	COMMON DEFAULT (GENERAL)	ACTION TAKEN (GENERAL)
<b>Afransi</b>	18	18	<ul style="list-style-type: none"> <li>Exposed fried fish/food</li> <li>Unwashed utensils accumulated in washing bowls on the floor</li> <li>Littering around premise</li> <li>Poor physical appearance</li> <li>Presence of Houseflies</li> <li>Uncovered eating bowls</li> </ul>	<ul style="list-style-type: none"> <li>Education and directives given for compliance.</li> </ul>
<b>Aboso</b>	26	17		
<b>Ekwamkrom</b>	12	7		
<b>Buduburam</b>	22	14		
<b>Nyanyano Kakraba</b>	17	9		
<b>Akotsi Junction</b>	10	6		
<b>Benso</b>	6	6		
<b>TOTAL</b>	<b>111</b>	<b>77</b>		

Generally, the vending environment and food handling is quite appreciable.

## **OTHER ACTIVITIES CARRIED OUT**

- Administrative duties
- Evacuation of hilly refuse dumpsites at Afransi and Aboso
- Daily supervision of sanitation volunteers, Zoomlion labourers and District Assembly sanitary labourers.
- Management Meetings
- Statutory Planning Committee Meeting
- Budget Committee Meeting
- Sanitation Sub-Committee Meeting

## **REVENUE GENERATION**

1. Health Certificates	= GH¢5,454.00
2. Animals impound	= GH¢
3. Court Fine	= GH¢ 850.00 * (paid into consolidated fund)
<b>Total</b>	= <b><u>GH¢6,304.00</u></b>

## **ACHIEVEMENT**

1. Completion of district byelaw awaiting gazeting /approval from RCC
2. Attainment to Open Defaecation Free Status in four (4) Communities
3. The district has acquired a 12 acre land for Final Solid Disposal Site at Gomoa Dominase.

## **CHALLENGES**

- a. The absence of a district court facility and a gazette district Bye-law is affecting enforcement of the sanitary laws on defaulters.
- b. Stray animal nuisance due to lack of public pounds.
- c. Existence of numerous unapproved public solid waste dumps due inadequate communal containers.
- d. The Broken down motor bikes is affecting the CLTS delivery in the communities.
- e. Non-compliance of salt iodization by salt producers at Gomoa Nyanyano.

## **RECOMMENDATION**

- 1) Provision of 20No. Additional refuse containers in the district.
- 2) Acquisition of Cesspool Emptier for the district.
- 3) Construction of animal pounds in the district.
- 4) Gazeting of the district Bye-laws.
- 5) Establishment of a District Court.
- 6) Acquisition of 1No. Final Solid Disposal Site at the Central part of the district

## **THE WAY FORWARD**

- ✚ To declare nine (9) Communities Open Defaecation Free by the end of Dec, 2018.
- ✚ To recommend and facilitate the gazeting of the sanitation Bye-laws.
- ✚ To advice the D/A to negotiate for the establishment of a District Court.
- ✚ To intensify Public Hygiene Education and cleanup exercises through communal labour.
- ✚ District wide Sensitization on household latrine construction within 6 months.
- ✚ Prosecution of house owners / institutions without toilet facilities.