

FANTEAKWA NORTH DISTRICT ASSEMBLY



2017 ANNUAL PROGRESS REPORT

PREPARED BY: DPCU

FEBRUARY, 2018

Contents

1.0 INTRODUCTION.....	4
1.1 DISTRICT PROFILE:.....	4
2.0. The Key Monitoring and Evaluation Objectives for the Year 2016.	6
2.1. Processes Involved and Difficulties Encountered.	6
2.2 Status of Implementation of the District Medium Term Development Plan.	6
3.0 MONITORING AND EVALUATION ACTIVITIES REPORT	6
3.1 Project/ Programme Status for the Year.....	6
3.2. Update on Funding by Sources (GH¢).....	7
3.3 Update on Disbursement of Funds	7
3.4 Comments on the Sources of Funding	8
3.5 Update on Critical Development and Poverty Issues	10
Dimensions and Manifestation of Poverty	10
3.5.4 Livelihood Empowerment Against Poverty (LEAP) Programme.....	10
3.5.5 Metro Mass Transit Service	10
3.5.6 School Feeding Programme	11
3.5.7 Financial Services.....	11
3.5.8 National Health Insurance Scheme	11
3.6 GOVERNMENT FLAGSHIP PROGRAMMES	12
3.6.1 PLANTING FOR FOOD AND JOBS (PFJ).....	12
3.6.1.1 CHALLENGES OF PLANTING FOR FOOD AND JOBS (PFJ)	13
3.6.1.2 RECOMMENDATION:	13
3.6.2 FALL ARMYWORM	14
3.6.2.1 CHALLENGES ON CONTROL OF FALL ARMYWORM	14
3.6.2.2 RECOMMENDATION.....	14
3.6.3 ONE – DISTRICT – ONE – FACTORY POLICY	15
3.6.4 FREE SENIOR HIGH SCHOOL (SHS) PROGRAM	15
4.1 Summary of Developmental Issues	21
5.0 STATUS OF IMPLEMENTATION OF NON- PHYSICAL PROJECTS BY DEPARTMENTS	22
APPENDIX 1	35
6.0 REPORT ON PHYSICAL PROJECTS	35
APENDIX 2	41
Recommendations	47
Conclusion.....	47

List of Tables

Table 3.1 Revenue Fantekwa District Assembly.....	7
Table 3.2: Expenditure of Fantekwa District Assembly.....	7
Table 3.3: NEW REGISTRATION.....	11
Table 3.4: RENEWAL	11
Table 3.5: BENEFICIARIES OF PLANTING FOR FOOD AND JOBS (PFJ).....	12
Table 3.6: Input Distribution under PFJ	12
Table 3.7: Chemicals Received and Distributed within the quarter.....	14
Table 3.8: Fall Armyworm Management	14
Table 3.9: UPDATE ON CORE DISTRICT INDICATORS (Categorized by GSGDA II).....	16
Table 5.1: Activities carried out by Departments under the period.....	20
Table 6.1: PROJECT PROGRESS REPORT ON DISTRICT ASSEMBLIES COMMON FUND (DACF) AS AT 31ST DECEMBER, 2017.....	32
Table 6.2: PROJECTS PROGRESS REPORT ON INTERNALLY GENERATED FUND (IGF) AS AT 31ST DECEMBER, 2017.....	33
Table 6.4: SOCIAL INVESTMENT FUND (SIF).....	34
Table 6.5: PROJECT PROGRESS REPORT ON DISTRICT DEVELOPMENT FACILITY (DDF) PROJECTS AS AT 31ST DECEMBER, 2017.....	35
Table 6.6: THE IMPLEMENTATION STATUS OF 2017 ANNUAL ACTION PLAN.....	36
Table 6.7: implemented and not implemented project in the district.....	41

List of Figures

Figure 3.1: Internally Generated Funds (IGF).....	8
Figure 3.2: District Assemblies Common Fund (DACF).....	9
Figure 6.3: IMPLEMENTATION STATUS.....	46

2017 ANNUAL PROGRESS REPORT MMDA DATA COLLECTION INSTRUMENTS

1.0 INTRODUCTION

The Ghana Shared Growth and Development Agenda (GSGDAII) 2014-2017 places emphasis on human development, transparent and accountable governance and infrastructural, in support of agricultural modernization, natural resources development, ICT, housing and energy for accelerated employment creation and income generation for poverty reduction.

Maintaining the implementation of the (DMTDP) 2014-2017 of the Fantekwa District Assembly involves a collaborative effort to develop an efficient results-based M&E system.

The essence of this Quarterly and Annual Progress Report (APR) is for the assembly to facilitate the collections, processing, analysis and dissemination of information on performance in outcomes of planned activities.

This will enable the NDPC and other Ministries, Departments and Agencies (MDAs,) to feed the analysis into policy and decision making process.

Copies of the quarterly reports and APRs would be forwarded to the district assembly, the NDPC through the RPCU and distributed to other stakeholders.

1.1 DISTRICT PROFILE:

i. Population size

The District had a total population of 108,614 in the 2010 National Population Census, with males constituting 54,010 and 54,604 females. Currently, the population is projected to be 118,538 in 2014 with an annual growth rate of 1.9%.

ii. Ethnicity

Ethnicity in the district is varied with the Akan constituting 43.7% of the entire population, followed by the Ga-Adangbe who constitutes 40.1%. Others are Ewes 7.9%, Northerners and Guan account for 5.5% and 2.3% of the district's population respectively.

iii. Spatial Organization

There are 130 settlements in the District. The major ones are Begoro, Osino, Bosuso, Obooho, Ehaimenkyene, Abourso, Feyiase, Ahomahomasu, Dedeso, Dwenase, Abompe, Dominase and Bepoase.

iv. Electricity

The District is connected to the National Electricity GRID, with the distribution being uneven. The distribution favors the southern section. Due to the extensive land coverage, a large proportion of the district is without electricity.

v. Medical Facilities

The District has a Government hospital located in Begoro and five (5) Government Health Centres each at Osino, Bosuso, Begoro, Ahomahomasu and Ehiamenkyene and 5 CHIPS compound. The Salvation Army, Faith Based International Non-Governmental Organization operates a clinic in Begoro.

vi. Banking

There are four (4) banking Institutions in the District- the Atiwa Rural Bank, Mumuadu Rural Bank, Adonten Community Rural Bank and Fanteakwa Rural Bank. The Atiwa Rural Bank is located in Begoro with its headquarters at Kwabeng while the Mumuadu Rural Bank has branches at Begoro and Osino. The Fanteakwa Rural Bank is located in Begoro. The Adonten Rural Bank has just started operation in the District with its headquarters at Tafo.

There are three (3) Micro finance institutions, the St. Theresa Credit Union, Sources and Unicom Investment Limited all located in Begoro.

vii. Telecommunication

There are some cell phone networks, which operate in the District as indicated below:

Osino	-	Tigo, MTN Vodafone and Expresso
Bosuso	-	MTN
Begoro	-	MTN, Vodafone, Tigo and Airtel
Feyiase	-	MTN.
Dedeso	-	MTN.

viii. Economy

The economy is agriculturally- based. The District is endowed with arable land suitable for cultivation of cocoa, cereals, roots such as cassava and cocoyam, vegetables, plantain and banana. About 75% of the people are farmers.

ix. Markets

The District has ten (10) markets located at Begoro, Ehiamenkyene, Ahomahomasu, Osino, Bososu, Abooho, Dedeso, Gyeduakro and Pesiator. The major ones from which the Assembly generates much of its Internally Generated Revenue are Begoro, Ahomahomasu, and Ehiamankyene markets.

x. Tourism.

There are a number of tourist sites that have been identified for development. Meanwhile a tourism brochure is to be compiled and all the sites put on the net to showcase the sites to attract tourism developers.

The sites include:

NO.	DESCRIPTION	LOCATION	DISTANCE FROM DISTRICT CAPITAL, BEGORO
1.	Trudu Waterfalls	Begoro	1 km
2.	Osubinboum Waterfalls	Nkankama	10 kms
3.	Apa Waterfalls	Apa	6 kms
4.	Rock Paradise	Aboabo	29 kms
5.	Abegogro	Begoro	Begoro town
6.	Begorohene's Palace	Begoro	Begoro town
7.	The Volta Lake	Dedeso	40 kms
8.	Palm tree with 6 trunks	Ahenkwasisi	10 kms

2.0. The Key Monitoring and Evaluation Objectives for the Year 2017.

The key M&E objectives for the year are;

1. Improve the Internally Generated Funds
2. Strengthening efforts to implement the programmes and projects in the DMTDP
3. Provision of logistics for monitoring activities
4. Regular monitoring and evaluation of projects and programmes
5. Strengthen implementation capacity to deliver value for money and quality
6. More stakeholder involvement in monitoring
7. Strengthen the capacity of the sub-structures and provision of office accommodation and logistics.
8. Improve public expenditure management

2.1. Processes Involved and Difficulties Encountered.

The processes involved are outlined below:

- ✚ Outlining implementation schedule and supervising the implementation process
- ✚ Tracking success or failure rate in planning and programme implementation
- ✚ Eliciting lessons on what to and not to do
- ✚ Outlining new priorities or options (Revision and budgeting)

Through the implementation process, a major problem that was encountered was limited resources in terms of capital and human. This makes it difficult for implementation of the M&E process.

2.2 Status of Implementation of the District Medium Term Development Plan.

The District Medium Term Development Plan (DMTDP) - 2014- 2017 was in the third year of implementation. Projects and programmes were progressing as schedule as indicated in appendix attached. The performance in terms of project implementation in the annual action plan was very impressive, 75% of projects were implemented where as 25% were not implemented as at the end of the year.

3.0 MONITORING AND EVALUATION ACTIVITIES REPORT

3.1 Project/ Programme Status for the Year

Projects and programmes were duly monitored by the monitoring team. Reports of monitoring and recommendations made were presented to management and the General Assembly.

Attached is the Projects Progress Report as Appendix A.

3.2. Update on Funding by Sources (GH¢)

Table 3.2.1 Revenue Fanteakwa District Assembly

SOURCES OF FUNDING	APPROVED BUDGET (GH¢)	ACT. FOR 1 ST QTR (GH¢)	CUM. AS AT 1 ST QTR (GH¢)	ACT. FOR 2 ND QTR (GH¢)	CUM. AS AT 2 ND QTR (GH¢)	ACT. FOR 3 RD QTR (GH¢)	CUM. AS AT 3 RD QTR (GH¢)	ACT. FOR 4 TH QTR (GH¢)	CUM. AS AT 4 TH QTR (GH¢)
DACF	2,740,095.01	10,000	10,000	270,914.48	280,914.48	346,629.43	627,543.91	218,860.22	846,404.13
DDF	730,811	0.00	0.00	0.00	0.00	0.00	0.00	0.00	0.00
IGF	795,622.00	198,134.37	198,134.37	165,873.70	364,008.07	147,277.00	511,285.07	219,838.28	731,123.35
GoG GRANTS	2,416,190	262,242.46	262,242.46	393,363.69	655,606.33	1,048,969.84	1,704,576.17	-	1,704,576.17
DONOR GRANTS(A GRIC)	88,427,829	0.00	0.00	0.00	0.00	0.00	0.00	0.00	0.00
TOTAL REVENUE	6,717,818.01	470,377.00	470,377.00	830,151.87	1,300,528.88	1,542,876.27	2,843,405.15	438,698.50	3,282,103.65

3.3 Update on Disbursement of Funds

Table 3.3.1: Expenditure of Fanteakwa District Assembly

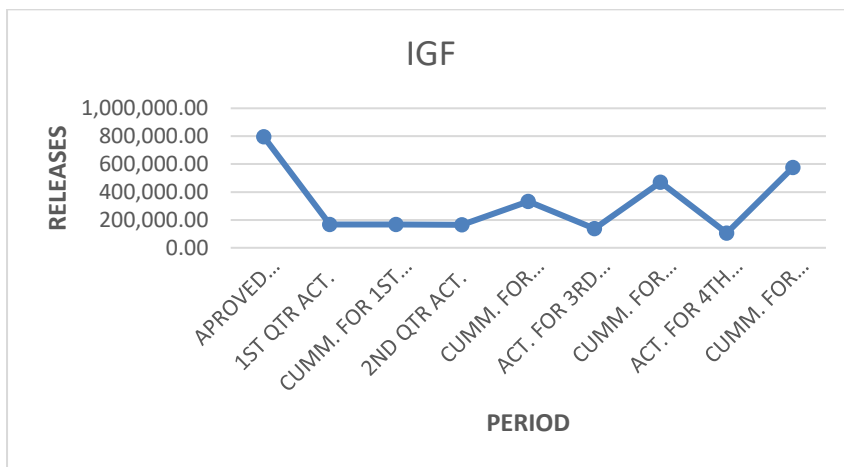
SOURCES OF FUNDING	APPROVED BUDGET (GH¢)	ACTUAL FOR 1 ST QTR (GH¢)	CUMULATIVE AS AT 1 ST QTR (GH¢)	ACTUAL FOR 2 ND QTR (GH¢)	CUMULATIVE AS AT 2 ND QTR (GH¢)	ACT. FOR 3 RD QTR (GH¢)	CUM. AS AT 3 RD QTR (GH¢)	ACT. FOR 4 TH QTR (GH¢)	CUMULATIVE AS AT 4 TH QTR (GH¢)
DACF	2,740,095.01	10,000.00	10,000.00	181,416.00	191,416.00	350,795.03	542,211.03	590,679.62	1,132,890.65
DDF	730,811.00	0.00	0.00	0.00	0.00	0.00	0.00	0.00	0.00
IGF	795,622.00	167,866.58	167,866.58	164,626.14	332,492.72	137,838.31	470,331.03	106,070.82	576,401.85
DONOR GRANTS	88,427,829.00	0.00	0.00	0.00	0.00	0.00	0.00	0.00	0.00
GOG GRANTS	2,416,190.00	262,242.46	262,242.46	393,363.69	655,606.33	1,048,969.84	1,704,576.17	-	1,704,576.17
TOTAL EXPENDITURE	6,717,818.01	440,109.04	440,109.04	739,405.83	1,179,515.05	1,537,603.18	3,939,468.41	696,750.44	3,413,868.67

3.4 Comments on the Sources of Funding

Internally Generated Funds (IGF)

As indicated in table 3.2.1 above the District Assembly has not been able meet it's internally revenue generation target in the period under review. This was due to the Low Economic Performance of the district which was largely associated to the ban of mining activities. The Assembly has collected **GHC731,123.35** out of its approved target of **GHC795,622.00** representing **92%** of its target for the year.

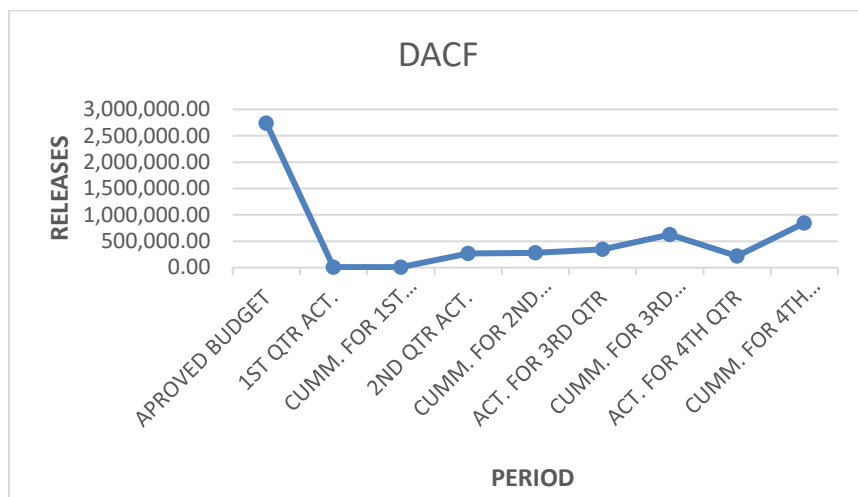
Figure 3.1: Internally Generated Funds (IGF)



District Assemblies Common Fund (DACF)

The irregular and late release of the DACF to the District had accounted for the delay in execution and completion of most projects. Besides, the deductions made were sometimes high; this does not help the Assembly to run efficiently and effectively. As at the end of the period under review the Assembly had received **GHC846,404.13** out of its approved District Assembly Common Fund of **GHC2,740,095.01** representing **31%** of its target for the year.

Figure 3.2: District Assemblies Common Fund (DACF)



Government of Ghana Grant (GOG)

The GOG Grant which the District Assembly receives purposely to pay workers within the District was wholly inadequate.

Donor Grants

Mostly donor grants were received from Non- Governmental Organizations such as World Vision, CWSA, MSHARP, DANIDA etc. As at the period under review the Assembly had received a total amount of **GHC132,409.35** out of its approved target of **GHC167,336.00** representing **79.13%** of its target for the year

Adequacy of Funds

Due to the low and irregular inflow of government funds, the Assemblies internally generated revenue, though it has been improved yet was not enough to meet recurrent and the developmental expenditure of the district.

Utilization of Funds In Accordance with the Budget

Funds generated were fairly used in accordance with the budget.

Other Challenges with Regard to Disbursement The delay in the inflow of funds to the Assembly makes it difficult for timely disbursement to be made to fulfil the District Developmental Plan target.

3.5 Update on Critical Development and Poverty Issues

Dimensions and Manifestation of Poverty

Diseases

The most dominant diseases in the District were malaria and diarrhea. These diseases were caused by the bushy environments, indiscriminate dumping of refuse which renders the surroundings dirty and breeding grounds for mosquitoes and flies that cause malaria and cholera respectively. These problems led to a high morbidity rate resulting in less hours of production and thus, low yield and finally into poverty.

Malnutrition

This was mostly associated with children in the district. The root cause of the problem was the intake of unbalanced diet by children of growing age. This normally led to a disease known as kwashiorkor. Adults were not exceptional to malnutrition. The adult malnutrition led to a high prevalence of diseases thus, rendering them weak and less active. This resulted in less productivity and hence the people remained poor.

Poor Housing

The settlements in the District were poorly planned and structured. This makes the proper zoning of the district very difficult in terms of the industrial development. Not left out, the poor zoning of the District led to slums and poor drainage which have diverse effects on the people. As a result there were less interest in the wake of development projects by donors and loss of property by inhabitants when there was a heavy rainfall.

3.5.4 Livelihood Empowerment Against Poverty (LEAP) Programme

As part of Government effort of reducing poverty through its Social intervention policies like the LEAP, the Department of Social Development undertook payment of LEAP Grant to beneficiaries in the year. A total amount of four Hundred and fifteen thousand, one hundred and Seventy Ghana cedis (**GhC415,170.00**) was disbursed to Eight Hundred and forty-Eight (848) beneficiary households in thirty-one communities in the district.

3.5.5 Metro Mass Transit Service

The District also benefit from the services of the Metro Mass Transit buses. There are currently two buses that commute from Accra to Begoro and Koforidua to Begoro.

3.5.6 School Feeding Programme

The district has 27 schools benefiting from the Ghana School Feeding Programme with a total enrolment of 5,121. There have not been any hindrances with regards to the programme at the end of the third quarter 2017. The Desk Officer of the programme constantly undertakes monitoring visits to the beneficiary schools to monitor activities of caterers.

3.5.7 Financial Services

There are three rural banks and one Microfinance institution stationed in Begoro that provide financial services to the citizens of the district who are mostly farmers.

3.5.8 National Health Insurance Scheme

The Scheme has enrolled Six Thousand Seven Hundred and seventy-seven (6,777) new clients within the period under review. It has also renewed the membership of existing beneficiaries. Thus, a total of Twenty-six Thousand One Hundred and sixty-one (26,162) membership were renewed within the fourth quarter of 2017.

Table 3.2: NEW REGISTRATION

INFORMAL		SSNIT		PENSIONER		UNDER- 18		70+		INDIGENT		PW
M	F	M	F	M	F	M	F	M	F	M	F	F
1115	1303	56	73	32	37	1066	1312	243	358	212	279	691

Table 3.3: RENEWAL

INFORMAL		SSNIT		PENSIONER		UNDER- 18		70+		INDIGENT		PW
M	F	M	F	M	F	M	F	M	F	M	F	F
3577	4104	532	663	147	180	5146	6358	1515	2139	312	360	1127

As of close of operational year, total Registered Membership was thirty two thousand, nine hundred and thirty nine **(32,939)**

CLAIMS MANAGEMENT

Claims payment on time has been one of the biggest challenges but it's also remains as an opportunity for the institution and also as a Nation to look at the various mechanisms to increase the inflows for prompt payment.

As at December 2017, the scheme's total indebtedness stood at two million, two hundred and eighty six thousand five hundred and sixty four cedis and eighty pesewas (GH¢ **2,286,564.80**) to various facilities within the District. While payment has been made up to May 2017 with arrears for four months of 2016 and seven months arrears 2017.

ACHIEVEMENTS

- Established more registration points within the district so as ease accessibility for clients irrespective of location.
- The district registered **6777** new client unto the scheme within the period under review.
- Registration and renewed for free maternal (pregnant women)
- Indigent registration numbered **1,161**.
- Registered and renewed **934** LEAP beneficiaries in the district.
- The district was able to register and renew **31491** AHME clients

3.6 GOVERNMENT FLAGSHIP PROGRAMMES

3.6.1 PLANTING FOR FOOD AND JOBS (PFJ)

Table 3.4: BENEFICIARIES OF PLANTING FOR FOOD AND JOBS (PFJ)

S/N	INPUTS	SEASON							ACREAGE cropped (Ha) Major season	Acreage (ha) Cropped Minor season	Total Acreage (ha)
		MAJOR			MINOR			TOTAL			
		TOTAL	M	F	TOTAL	M	F				
1	Maize	282	2 6 1	2 1	59	5 4	5	341	268	54	322
2	Pepper	6	6	0	1	1	0	7	3.2	0.4	3.6
3	Tomato	19	1 7	2	0	0	0	19	12	0	12
4	Onion	0	0	0	2	1	1	2	0	1.2	1.2
		307	2 8 4	2 3	62	5 6	6	369	283.2	55.6	338.8

Table 3.5: Input Distribution under PFJ

District	Kind of inputs	Type/Variety of Input	Unit	Quantity		Beneficiaries		
				Received	Distributed	Total	Male	Female
Fanteakwa	Fertilizer	NPK	50 kg	2998.5	1,597	336	309	27
		Urea	50 kg	1500	483	177	164	13
	Seed (Maize)	Obatampa Sanzaline	45kg	308	308	341	315	26
	Rice seed							
	Pepper	Cayenne	gram	300	900 g	7	7	0
Onion	Red Creole	gram	12,000	2,400g	2	1	1	
Tomato	Pectom	gram	300	300 g	19	17	2	

3.6.1.1 CHALLENGES OF PLANTING FOR FOOD AND JOBS (PFJ)

1. Late arrival of inputs from the suppliers. This made it difficult for the farmers to patronize the inputs in the major season as they purchased their inputs from the open market.
2. The variety of Onion seed (Red Creole) brought was not the choice of the farmers.
3. NPK 15:15:15 fertilizer which is suitable for vegetables production were not part of the inputs supplied to the district, hence the beneficiaries of vegetable seeds purchased NPK (25:10:10 or 23:10:05) which is good for maize production.
4. There is no warehouse facility available for proper storage of the inputs received.
5. The farmer complained about the process they have to go through before receiving the inputs. The farmers have to receive chits from the officer in charge at the premises of Department of Agriculture, then go to Mumuadu Rural Bank to make payment. They then come back to take the seeds from the stores of Department of Agriculture and finally had to go to the library where the fertilizers are kept to take their fertilizer.
6. Farmers in the Fanteakwa South constituency could not participate effectively in the programme because of the distance and process they have to go through.
7. The parallel running of the PFJ and subsidized programme also contributed to reduction of number of farmers who participated in the PFJ programme.

For instance, farmers in the Fanteakwa South Constituency preferred to purchase subsidized inputs instead of traveling to Begoro to purchase inputs under the PFJ programme.

3.6.1.2 RECOMMENDATION:

1. Due to the prevailing climatic condition in the Fanteakwa District, farmers nurse their vegetable seeds in February every year. Maize farmers also start their cultivation in March. Therefore, it is recommended that '*seeds*' should be supply to the district in January for effective patronage by farmers.
2. The recommended variety of seed should be supplied to the farmers. Example; the onion variety preferred in the district is Malawi instead of the Red Creole supplied. The pepper variety cultivated most is Nakita and Chili.
3. When vegetable seeds are supplied to the farmers, NPK 15:15:15 fertilizer should be provided as well instead of the farmers using NPK recommended for maize.
4. For effective storage of agricultural inputs, it is recommended that warehouse is established in the district. The establishment of warehouse system will help reduce difficulties farmers go through in receiving the inputs.

- To encourage participation of farmers in the Fanteakwa South Constituency, a place should be identified where some of the inputs could be stored. This will encourage them to participate in the programme.

3.6.2 FALL ARMYWORM

Table 3.6: Chemicals Received and Distributed within the quarter

Quantity received(litres)	Quantity distributed (litres)	Quantity Left (Litres)	Beneficiaries		
			Total	Male	Female
338	224	114	323	301	22

Table 7: Fall Armyworm Management

DATE	NO. OF FARMERS			TOTAL AREA AFFECTED (HA)	AREA SPRAYED (HA)	AREA RECOVERED (HA)	AREA DESTROYED (HA)	COSTING OF DESTROYED FIELDS
	Total	M	F					
2017	323	301	22	457.1	457.1	446.1	11	6,138.00

3.6.2.1 CHALLENGES ON CONTROL OF FALL ARMYWORM

- Late supply or arrival of chemicals. This hindered early spraying of the chemicals to the affected fields.
- Farmers found it difficult to apply the chemical at the right time due to the nocturnal nature of the armyworm as well as following the spraying schedule.
- Farmers with large hectares of fields were overwhelmed with the volume of work if they are to spray.
- Farmers were always waiting for chemicals supplied by government.

3.6.2.2 RECOMMENDATION

- Chemicals from Government should be supplied on time to enhance timely application.
- Spray Gangs should be formed in every community to assist farmer in the chemical application.
- Farmers should be educated/sensitized to do early scouting on their fields
- Farmers should be advised to follow a routine spraying regime i.e. 10-15 days after planting; just before cobbing.

5. Farmers should be encouraged to purchase recommended chemicals from approved Agro-input shops to spray their fields without waiting for chemicals supplied by government.

3.6.3 ONE – DISTRICT – ONE – FACTORY POLICY

This policy aimed at establishing at least one factory or enterprise in each of the 2016 districts of Ghana as a means of creating economic growth that would accelerate the development of those areas and create jobs for the teeming youth.

As part of the effort to realize the government’s agenda, the Fanteakwa District Assembly also initiated steps to implement the policy in the district. A stakeholder sensitization forum was organized in the district capital, Begoro and sensitized the populace on the policy. The District Chief Executive at the forum indicated that the policy aims to transform the structure of the economy from one dependent on production and export of raw materials to a value – added industrialized economy, driven primarily by the private sector. He therefore called for proposal from interested investors.

The Assembly received a number of proposals from suitable individuals and organizations. A seven–member committee was set–up by the Chief Executive which evaluated and recommended two (2) proposals which were forwarded to the one – district – one – factory secretariat in Accra. The two (2) recommended were; Cassava processing factory and vegetable processing factory.

3.6.4 FREE SENIOR HIGH SCHOOL (SHS) PROGRAM

The free SHS program is the flagship education program by the current government that seeks increase access to Secondary Education by removing the burden of paying fees from parents. Under the policy the government would foot all the bills including feeding fees, tuition fees and all other charges.

The program kick start in September, 2017 in all the public SHS in the country of which Fanteakwa district is not an exception. All the public SHS in the district successfully implemented the policy without any major challenges. Regular monitoring is being done by the District Education Directorate to ensure smooth running of the policy.

NATIONAL DEVELOPMENT PLANNING COMMISSION

2017 ANNUAL PROGRESS REPORT

MMDA DATA COLLECTION INSTRUMENTS

Table 3.8: UPDATE ON CORE DISTRICT INDICATORS (Categorized by GSGDA II)

AREA OF FOCUS	INDICATOR	2016 BASELINE	2017 TARGET	2017 INDICATOR LEVEL/ ACTUAL	PROGRESS TOWARDS TARGET
IMPROVED AGRICULTURAL PRODUCTIVITY	Percentage (%) increase in field of selected crops, livestock and fish	Metric Tonnes	Metric Tonnes	Metric Tonnes	
	<ul style="list-style-type: none"> ▪ Maize ▪ Cassava ▪ Plantain ▪ Yam ▪ Pepper ▪ Tomatoes 	5000 200,000 130,000 60,000 40,000 60,000	55,000 220,000 143,000 66,000 44,000 66,000	- - - - - -	Target not achieved Target not achieved Target not achieved Target not achieved Target not achieved Target not achieved
	<u>Livestock</u>				
	Sheep	53,000	38,500	-	Target not achieved
	Goat	45,000	49,500	-	Target not achieved
	Cattle	15,000	16,500	-	Target not achieved
	Pigs	2,500	2,750	-	Target not achieved
	Poultry	120,000	132,000	-	Target not achieved
	Rabbit	5,000	55,000	-	Target not achieved
					Target not achieved
					Target not achieved
					Target not achieved
	ROAD AND TRANSPORT	Proportion/Length of roads maintained / Rehabilitated <ul style="list-style-type: none"> ▪ Truck Roads (in Km) 			

	<ul style="list-style-type: none"> ▪ Urban Roads (in Km) ▪ Feeder Roads (in Km) 				
	% Change in number of Households with access to Electricity	47.2%			
	Hectares of degraded forest, mining , dry and wet lands rehabilitated /resorted a. Forest b. Mining c. Dry and wetland	- - -	162 hec	143.50km	Target not achieved
TOURISM	The percentage % increase in tourist arrivals	40%	-	-	
DEVELOPING INFORMATION COMMUNICATION TECHNOLOGY	Tele density / penetration rate	-	-	-	
	HUMAN RESOURCE DEVELOPMENT	2016 BASELINE	2017 TARGET	2017 INDICATOR LEVEL (ACTUAL)	PROGRESS TOWARDS TARGET
HEALTH	HIV/AIDS prevalence rate (% of adult) population,15-49 yrs		1.5%	3.6%	Target not achieved
	Maternal mortality ratio (number of death due to pregnancy and childbirth per 100,000 live birth)	286:100,000			Target not achieved
	Under –Five mortality rate (number of deaths occurring between birth and exact age five per 1,000 live births)				
	Malaria case fatality in children under five years per	72:10,000			

	10,000 population				
	Immunization coverage (Penta 3)	4453			
	Antenatal Care Coverage (at least one visit)	2876			
	TB success rate	75%			
National Health Insurance	NHIS registration coverage	37,250	-	-	
WATER AND SANITATION	Percentage (%) population with sustainable access to safe drinking water resources	47.3%	-	-	
	% of population with improved access to sanitation (flush toilets ,KVIP,household latrine)	41.2%			
EDUCATION	GROSS ENROLMENT RATE (INDICATES THE NUMBER OF PUPIL/STUDENTS AT A GIVEN LEVEL OF SCHOOLING- REGARDLESS OF AGE AS PROPORTION OF THE NUMBER OF CHILDREN IN THE RELEVANT AGE GROUP)				
	PRIMARY P1-P6 Enrolment population (6-11 Years) GER	10131 4526	111,528 4621	13,221 5324	Target not achieved Target exceeded
	JHS J1-J3 Enrolment Population (12-14 Years) GER	1:38 4011 706	1:30 4052 709	1:25 4292 721	Target exceeded
	SHS S1-S3 Enrolment Population (15-17 years) GER	1:25 3268 2454	1:25 3588 2620	1:28 4226 2458	Target exceeded Target exceeded
	NET	1:30	1:35	1:38	Target not achieve

ADMINISTRATION RATE (NAR) IN P1 Primary 1 aged 6 years Population 6 years old NAR	-	-	3.9%	Target exceeded Target not achieved
	10,194	9,237	10,190	Target achieve
	48.8%	41.9%	45.2%	Target not achieved
				Target not achieve
GENDER PARITY INDEX (RATIO BETWEEN GIRLS AND BOYS ENROLMENT RATES,THE BALANCE OF PARITY IS 1:00)				
Primary Female Gross Enrolment Rate (FGER)	101.9	101.9	101.9	Target exceeded
Male Gross Enrolment Rate (MGER)	104	104	104	Target exceeded
GPI	95%	76%	85%	Target exceeded
JHS Female gross Enrolment rate (FGER)	98%	79%	82%	Target exceeded
Male gross enrolment rate (MGER)	97%	96%	98%	Target achieve
GPI	0.93	0.93	0.93%	Target exceeded
SHS Female gross enrolment rate (FGER)	69%	63%	65%	

	Male gross enrolment rate (MGER) GPI	73% 95%	70% 90%	75% 52%	Target achieve Target achieve Target not achieved
EMPLOYMENT GENERATION	Proportion of unemployed youth benefiting from skills/Apprenticeship and Entrepreneurship				
	GOOD GOVERNANCE AND CIVIC RESPONSIBILITY				
REVENUE GENERATION	Total amount of Internally Generated Revenue	GHC443,248.40	GHC 705,274.40	GHC 684,528.23	Target not achieved
	Amount of development partner and NGO funds contribution to DMTDP Implementation	-	-	-	
	% of DA expenditure within the DMTDP BUDGET (how much of DA's expenditure was not in the Budget)				
	Number of reported cases of abuse (women, children and men)	71			
	Police Citizen Ratio	1:2742			

4.1 Summary of Developmental Issues

The District was considered as one of the poverty spots in the Eastern Region. The causes of poverty among other things were;

1. Inadequate drains within the built environment
2. Inadequate storage and preservation facilities
3. Inadequate credit facilities and banking services
4. Poor road infrastructure
5. Inadequate access to telecommunication
6. Poor/Inadequate market structures
7. High transport costs
8. Lack of offices and staff for District Assembly sub –structures
9. Inadequate internally generated revenue
10. Inadequate educational infrastructure
11. Low level educational achievement – low academic performances.
12. Poor health delivery services (inadequate health infrastructure, inadequate staffing etc)
13. High rate of HIV/AIDs
14. Inadequate potable water.

5.0 STATUS OF IMPLEMENTATION OF NON- PHYSICAL PROJECTS BY DEPARTMENTS

Table 5.1: Activities carried out by Departments under the period

Department	Activities	Location	Time/Period	Male	Female	Total	Remarks
<i>Agriculture</i>							
1st Quarter	Food based Nutrition Education. The department successfully disseminated information/technology in the following area:	Begoro	March, 2016				
	1. Awareness creation on food based nutrition			420	510	930	
	2. Protein energy and nutrition			312	516	828	
	3. Food-to-food fortification demonstration			235	365	600	
	4. Nutrient conservation demonstration in food preparation and			185	320	505	
	5. Education on food handling and safety			378	455	833	
	Organized 76 farmers groups in the district to help them access and manage services	District wide	March, 2016	2,078	1,349	3,427	
	Conducted Technology demonstration to beneficiaries in the following areas:	Selected communities	February, 2016				
	1. Crop production			3,748	1,944	5,692	
	2. Livestock production			834	431	1,265	
	3. Fisheries			36	318	354	
2nd Quarter	Food based Nutrition Education. The	Begoro					

	department successfully disseminated information/technology in the following area:						
	6. Awareness creation on food based nutrition			198	145	343	
	7. Protein energy and nutrition			97	106	203	
	8. Food-to-food fortification demonstration			15	25	40	
	9. Nutrient conservation demonstration in food preparation and			185	320	505	
	10. Education on food handling and safety			0	0	0	
				290	232	522	
	Organized 76 farmers groups in the district to help them access and manage services	District wide		2,078	1,349	3,427	
	Conducted Technology demonstration to beneficiaries in the following areas:	Selected communities					
	4. Crop production			3,748	1,944	5,692	
	5. Livestock production			834	431	1,265	
	6. Fisheries			36	318	354	
3rd Quarter	Organise 2 fora on climate smart agriculture			31	9	40	Farmers understands the need for climate smart agriculture
	Establish 2 cassava demonstration fields on nutrient management and Good Agricultural Practices (GAPs) particularly farm sanitation and the recommended use of agro chemicals			60	30	90	Two cassava demonstrations on nutrient management established
	Establish 1 acre improved Cassava multiplication field in the 2 communities.			30	20	50	Half acre improved multiplication fields established in Apaah and Bosuso
	Establish 2 demonstrations plots on Sweet Potato and Cocoyam			45	30	75	1. two demonstration plot established in Ehiamenkyene 2. One demonstration plot

							established at Apaah and Ahomam
	Provide direct extension services to farmers/ FBOs through regular visit to disseminate improved agricultural			20,735	2,498	23,233	860 Home and Farm visits made
	Train on Crop Nutrient Management			21	2	23	Capacity of AEAs built on crop nutrient management
	Training on improved method of maize and cassava production			21	2	23	AEAs learnt improved methods of maize and cassava production
	Training on Farm Record Keeping and Agricultural Crop Budgets preparation and utilization			21	2	23	DADU Staff learnt the importance and need to 'Keep Record' and 'Prepare Budget'
	Training Cost Effective, Poultry Feed Formulation & Sustainable fodder production for ruminant			21	2	23	DADU Staff learnt Cost effect way in poultry feed formulation and fodder production for ruminant
	Training on bio security, disease identification and control especially for zoonotic diseases			33	7	40	1. Poultry farmers learnt bio security measure to use in their farms. 2. They also how to identify and control diseases in their farms.
	Training on Maize and cassava standards and warehouse receipt financing			21	2	23	DADU Staff's capacity was built in: 1. the need for cassava chips standards

							2. The need and important of warehouse receipt financing
	Collect, collate and analyze agricultural data			1	0	1	Monthly reports collated and quarterly report prepared.
	Hold monthly agricultural performance and activity review meetings			21	1	22	3 technical review meetings held within the period
	Conduct 2 monitoring and supervision visits to all planned activities in the district			5	0	5	Monitoring and Supervision was carried out in all demonstration fields and training sessions organized for farmers.
	Prepare of Programme Based Budget (PBB)			1	0	1	Programme Based Budget prepared and submitted
	Conduct yield studies, annual livestock and poultry survey			5	0	5	1. Form 1,2,3,4 and 5 printed 2. Reconnaissance Survey carried out 3. Plot cut started
4th Quarter	Establish 2 cassava demonstration fields on nutrient management and Good Agricultural Practices (GAPs) particularly farm sanitation and the recommended use of agro chemicals			60	30	90	Two cassava demonstrations on nutrient management established
	Establish 1 acre improved Cassava multiplication field in the 2 communities.	Apaah and Bosuso		30	20	50	Half acre improved multiplication fields established in Apaah and Bosuso. Field maintenance is ongoing
	Establish 2 demonstrations plots on Sweet Potato and Cocoyam	Ehiamenky ene, Apaah		45	30	75	1. two demonstration plot

		and Ahomam					established in Ehiamenkyene on sweet potato 2. One demonstration plot established at Apaah and Ahomam on cocoyam. Field maintenance is on- going
	Provide direct extension services to farmers/ FBOs through regular visit to disseminate improved agricultural			7,244	3,239	10483	730 Home and Farm visits made
	Training on Crop Nutrient Management			21	2	23	Capacity of AEAs built on crop nutrient management
	Training on improved method of maize and cassava production			21	2	23	AEAs learnt improved methods of maize and cassava production
	Collect, collate and analyze agricultural data			1	0	1	Monthly reports collated and quarterly report prepared.
	Hold monthly agricultural performance and activity review meetings			21	1	22	3 technical review meetings held within the period
	Conduct 2 monitoring and supervision visits to all planned activities in the district			5	0	5	Monitoring and Supervision was carried out in all demonstration fields and training sessions organized for farmers.
	Conduct yield studies, annual livestock and poultry survey			5	0	5	1. Listening completed 2. farm measurement and yield studies on-going

	Hold District annual planning and performance review/stakeholder meeting			40	5	45	
Business Advisory Centre (BAC)							
1st Quarter	<p>The unit was not able to carry out any of its planned activities due to service providers and targeted clients' inability to respond to training schedules during the quarter under review.</p> <p>They however collaborated with some institutions including the Hunger project – Ghana, Department of Social Development and the World Vision International – Ghana, and provided services in the areas of; business development services to their clients, group development services. Examples include, Needs Assessment of their clients for 2017, Banking Culture, and Entrepreneurship training. In total, thirty (30) women benefited from the training.</p>						
2nd Quarter	Sensitize Disable Persons on income generating activities	Begoro	-	20	18	38	Participants were trained on income generating activities and the kind of support the BAC can offer them
	Business counselling / client registration	Begoro	-	-	16	16	16 women were counselled on marketing information.
3rd Quarter	Registration of clients	District-wide	-	24	26	50	Activity was carried out successfully
	Business counselling services	Begoro	-	33	20	53	Activity was carried out successfully
4th Quarter	Registration of clients	District-wide	-	24	26	50	Activity was carried out successfully
	Business counselling services	Begoro	-	33	20	53	Activity was carried out successfully

Information Service Department							
1st Quarter	Annual Performance Review meeting by District Health Directorate	Assembly Hall, FDA-Begoro	16 th February, 2017				
	World AIDS Day Celebration	Asarekwao	29 th November, 2016				The district level celebration was held at Asarekwao
	General Assembly meeting	Begoro	29 th December, 2016				The Fanteakwa District Assembly general meeting held
	32 nd District Farmers day Celebration	Amokrom	4 th November, 2016				The district held the celebration at Amokrom

Department	Activities	Location	Time/Period	Male	Female	Total	Remarks
Department of Social Development							
1st Quarter	Child Promotion and Protection. The department recorded twelve (12) case during the quarter. The cases comprised of seven (7) maintenance cases and five (5) family welfare issues.	FDA, Begoro	January-March, 2017	2	2	4	
	Women empowerment programme. The department during the quarter visited three women's group in some selected communities in the district. The selected	Pimpimso, Kplandey, Nkankama, Nhyerenease	February, 2017	-	78	78	

	communities include; Bepoase, Pimpimso and Nhyerenease. The purpose was to monitor their activities and to interact with them in order to find out their challenges and help them solve them.						
	Monitoring of Day Care Centres. The department conducted supervision exercise in 5 Day Care Centres within the District.	Begoro, Ahomahomasu, Abompe, Dwenase, Osino, Adjeikrom, Bosuso, Ehiamenkyene	January - March, 2017	471	287	758	The team observed some sanitation challenges at some of the centres and advised the management to take the necessary steps to correct them.
2nd Quarter	Child Promotion and Protection. The department recorded fifteen (15) cases during the quarter. The cases comprised of eight (8) maintenance cases, six (6) family welfare issues and one (1) sexual abuse case.	FDA, Begoro	April, 2017	3	3	6	All cases of child maintenance and family welfare were settled. Sexual abuse case was still pending as at the period of reporting.

	<p>Women empowerment programme. The department during the quarter visited four women's group in some selected communities in the district. The purpose of the monitoring was to sensitize them on Hepatitis 'B' and also to find out their challenges and help them solve them.</p>	<p>Pimpimso, Kplandey, Nkankama, Obooho</p>	<p>10th – 21st June, 2017</p>				<p>Activity conducted successfully. was</p>
	<p>Health Talk on Family support and patients care.</p>	<p>Begoro,</p>	<p>May, 2017</p>	-	-	-	<p>A 5-days talk on “the need for family to show care and support to their relatives who are admitted at the hospital” was held. The talk also touched on the need to register with the NHIS and also to report to the office when they are unable to settle their medical bill for the necessary assistance.</p>
	<p>Family Planning talk for Persons with disability</p>	<p>Begoro</p>	<p>13th April, 2017</p>				<p>Participants were taking through the various contraceptives available; Condom usage and Birth</p>

							spacing.
	NHIS registration for LEAP beneficiaries	Begoro	June, 2017	-	-	20	Twenty (20) beneficiaries of the LEAP programme in the district were registered on the NHIS for free with assistance from the office.
3rd Quarter	Child Promotion and Protection. The office recorded ten (10) cases during the quarter. The cases comprised: maintenance cases, family welfare issues, denial of pregnancy and breach of Agreement.	FDA, Begoro	August, 2017	3	7	10	All cases of were settled successfully.
	Registration of persons with disabilities	Begoro	September, 2017	174	124	296	Activity was conducted successfully.
	Hospital Welfare	Begoro,	July - August, 2017	-	-	-	The following were undertaken at the District hospital and the Salvation Rehabilitation Centre: <ol style="list-style-type: none"> 1. Financial assistance to Glays Osei 2. Re-united one (1) HIV patient with her family 3. Traced relatives of two (2)

							patients 4. Counsel patients and mothers and Renewed NHIS cards
4th Quarter	Child Promotion and Protection. The office recorded ten (10) cases during the quarter. The cases comprised: maintenance cases, family welfare issues.	FDA, Begoro	October, 2017	3	7	10	Eight cases out of the ten were successfully settled.
	Registration of persons with disabilities	Begoro	October, 2017	174	124	296	Activity was conducted successfully.
	Hospital Welfare The following were undertaken:	Begoro	October, 2017	-	-	-	-
	Surgical Intervention	Begoro	9 th and 23 rd Oct. 2017.				Financial assistant to a 14 year old Gladys Mirekua who suffered from Vesico-Vaginal Fistula to undergo series of test, scan and surgery at Regional Hospital-Koforidua
	Assistance to Patients	Begoro	17 th Dec. 2017.				Some patients who were abandoned by their relatives were financially assisted by our office at the District Hospital.
	NHIS renewal for LEAP beneficiaries	Begoro	Dec. 2017.				Twenty LEAP beneficiaries had their NHIS card renewed by the office.

National Disaster Management Organization (NADMO)							
2nd Quarter	Conducted public and school education on indiscriminate dumping of refuse, pollution of water bodies and Ebola.	Ahomahomasu, Dedeso, Akoradarko and Nkankama.	-	-	-	-	Education on the issues was conducted at the various communities
	Conducted education on rainstorm and flood disasters.	Bososu, Begoro, Osino, Abouso, Ehiamenkyene and Nkankama	-	-	-	-	Activity was conducted successfully
	Formed Disaster Volunteer Groups (DVGs)	Asare Kwao, Fayiase, Abodobi, Onuku and Dedeso	-	-	-	-	Activity was conducted
Central Administration							
1st Quarter	Capacity building training. There was only one Training programme planned for the quarter. This was, Training of Environmental Health Staff on Report writing and documentation.	Begoro	January - March, 2017				Training programme was not organized due to lack of funds.
Education							
4th Quarter	Training of head teacher and school based SHEP co-ordinators on Hand washing by world Vision.	District wide	October, 2017			30	Training conducted successfully.
	Treatment of pupils against worm	District wide	October, 2017			16,165	16,165 pupils out of 21,430 were treated.

	Distribution of Veronica buckets to all basic school.	District wide	Nov. 2017				All basic schools in the district were given a veronica bucket by world vision.
	Sensitization on teenage pregnancy, rape and defilement	District wide	Nov. 2017				Sensitization program were successfully done.
	Training of KG teachers on how to improve on teaching and learning	District wide	Dec. 2017.			70	Training successfully conducted.
	District and Zonal festivals	Begoro	Dec. 2017.				
	Training of office staff on their various duties in the office	Begoro	Dec. 2017.				

APPENDIX 1

6.0 REPORT ON PHYSICAL PROJECTS

Table 6.1: PROJECT PROGRESS REPORT ON DISTRICT ASSEMBLIES COMMON FUND (DACF) AS AT 31ST DECEMBER, 2017

S/N	PROJECT NAME	PROJECT LOCATION	SECTOR	CONTRACT SUM GH¢	PAYMENT TO DATE (GH¢)	COM. DATE	EST. COMP. DATE	FUNDING SOURCE	% OF WORK DONE	CONTRACTOR	REMARKS
1.	Construction and completion of 1 No. 3-Unit classroom block with ancillary facilities	Abourso	Education	160,000.00	101,242.62	25/09/15	01/25/16	DACF	90%	M/S Ibera Deco Ltd	Fixing of doors and windows
2.	Construction of 1No. CHPS Compound	Papramantan g.	Health	371,122.50	122,000.00	28/10/16	31/03/2017	DACF	100%	M/S Winampang Ltd	Completed and handed over
3	Construction and completion of 1 No. CHPS Compound	Asedja - Akwadum	Health	375,371.04	126,750.06	18/03/16	21/10/16	DACF	70%	Bahasala Dunia Ltd	Finishing on-going
4	Rehabilitation of District Chief Executive's Official Bungalow at	Begoro	Admin	40,243.84	35,522.93	7/07/17	4/08/17	DACF	100%	B.B.B. Company Ltd	completed

Table 6.2: PROJECTS PROGRESS REPORT ON INTERNALY GENERATED FUND (IGF) AS AT 31ST DECEMBER, 2017.

S/N	PROJECT NAME	PROJECT LOCATION	SECTOR	CONTRACT SUM GH¢	PAYMENT TO DATE GH¢	COMMENT DATE	ESTIMATED COMP. DATE	FUNDING AGENCY	STATUS	REMARKS
1.	Construction of 1 No. 6-Unit storey staff quarters phase 1.	Begoro	Administration	80,000.00	28,000.00	July 2014		IGF	40%	Standstill
	Construction of 1 No. 6-Unit storey staff quarters phase 1.	Begoro	Sanitation	12,500.00	10,000.00	April, 2014	Aug, 2015	IGF	70%	Yet to be painted and tiled

Table 6.3: PROJECTS PROGRESS REPORT ON CLIMATE CHANGE PROJECT AS AT 31ST DECEMBER, 2017.

S/N	PROJECT NAME	PROJECT LOCATION	SECTOR	CONTRACT SUM GH¢	PAYMENTS TO DATE GH¢	COMMENT DATE	ESTIMATED COMPL. DATE	FUNDING SOURCE	% OF WORK DONE	CONTRACTOR'S NAME	REMARKS
1.	Construct 120m Concrete U-Drain	Bususo	Social	70,209.35	70,209.35	22 nd Sept.,2016	22 nd Dec.,2016	LoCAL grant	100%	M/S Bahasala Dunia Limited	Completed

Table 6.4: SOCIAL INVESTMENT FUND (SIF)

S/N	PROJECT NAME/LOCATION	SECTOR	COMM'T DATE	EXPECTED COMPLTN DATE	CONTRACT SUM GHC	ASSEMBLY'S COUNTERPART FUNDING	SOURCE OF FUNDING	PAYM'T TO DATE	CONTR ACTOR	% OF WORK DONE	REMARKS
1	Construction of 1 No. 6-Unit classroom block with portable water (borehole fitted with hand pump) at Meyiwa Krobo	Education	12/07/16	12/03/17	510,824.80	95,685.55	SIF	----	M/S STAR DUST CONST. COMP. LTD	24%	Substructure completed
2	Construction of 1 No. Teachers' Quarters with portable water (borehole fitted with hand pump) at Meyiwa Bosanko	Education	12/07/16	12/03/17	278,019.70	99,916.65	SIF	----	M/S STAR DUST CONST. COMP. LTD	45%	Gable level
3	Construction of 1 No. Clinic with portable water (borehole fitted with hand pump) at Kplandey	Health	12/07/16	12/03/17	382,742.20	99,916.65	SIF	----	M/S STAR DUST CONST. COMP. LTD	45%	Gable level
4	Construction of 2 No. Maternity home with portable water (borehole fitted with hand pump) at Ahomahomasu	Health	12/07/16	12/03/17	399,666.60	69,955.18	SIF	----	M/S STAR DUST CONST. COMP. LTD	45%	Gable level
5	Construction of 2 No. Maternity home with portable water (borehole fitted with hand pump) at Abuorso	Health	12/07/16	12/03/17	399,666.60	69,955.18	SIF	----	M/S STAR DUST CONST. COMP. LTD	45%	Gable level
6	Construction of 2 No. Nurses' Quarters with	Health	12/07/16	12/03/17	279,820.70	18,133.75	SIF	----	M/S	45%	Gable level

	portable water (borehole fitted with hand pump) at Hemang								STAR DUST CONST. COMP. LTD		
7	Construction of 2 No. Nurses' Quarters with portable water (borehole fitted with hand pump) at Adakope	Health	12/07/16	12/03/17	279,820.70	127,706.20	SIF	----	M/S STAR DUST CONST. COMP. LTD	45%	Gable level
8	Construction of 1 No. Community Mechanized Borehole at Dorminase	Health	12/07/16	12/03/17	72,535.00	9,470.75	SIF	----	M/S STAR DUST CONST. COMP. LTD	19%	Borehole drilled
9	Construction of culverts and simple Drains at Begoro	Environ.	12/07/16	12/03/17	133,292.60	9,470.75	SIF	----	M/S STAR DUST CONST. COMP. LTD	90%	Works completed

Construction of 1 No. 6-Unit classroom block with portable water (borehole fitted with hand pump)	Meyiwa Krobo	I No.6 Classroom block with borehole constructed					95,685.55 (SIF)				

Construction of 1 No. Teachers' Quarters with portable water (borehole fitted with hand pump)	Meyiwa Bosanko	1 No. Teachers quarters with borehole constructed					99,916.65 (SIF)				
Construction of 1 No. Clinic with portable water (borehole fitted with hand pump)	Kplandey	1 No. Clinic with borehole constructed					99,916.65 (SIF)				
Construction of 2 No. Maternity home with portable water (borehole fitted with hand pump)	Ahomahomasu	2 No. Maternity home with borehole constructed					69,955.18 (SIF)				
Construction of 2 No. Maternity home with portable water (borehole fitted with hand pump)	Aburso	2 No. Maternity home with borehole constructed					69,955.18 (SIF)				
Construction of 2 No. Nurses' Quarters with portable water (borehole fitted with hand pump)	Hemang	2 No. Nurses quarters with borehole constructed					18,133.75 (SIF)				
Construction of 2 No. Nurses' Quarters with portable water (borehole fitted with hand pump)	Adakope	2 No. Nurses quarters with borehole constructed					127,820.70 (SIF)				
Construction of 1 No. Community Mechanized Borehole	Dorminase	1 No. Community mechanized borehole constructed					9,470.75 (SIF)				
Construction of culverts and simple Drains	Begoro	Culverts and simple drains constructed					9,470.75 (SIF)				

Table 6.5: PROJECT PROGRESS REPORT ON DISTRICT DEVELOPMENT FACILITY (DDF) PROJECTS AS AT 31ST DECEMBER, 2017.

S/N	PROJECT NAME	PROJECT LOCATION	SECTOR	CONTRACT SUM (GH¢)	PAYMENT TO DATE (GH¢)	COM. DATE	EST. COMP. DATE	FUNDING AGENCY	% OF WORK DONE	CONTRACTOR	REMARKS
1.	Construction of 3-Unit classroom block with store and office	Papramantang	Education	130,000.00	130,596.70	July/14	March,2015	DDF	90%	Virgin of Virgin Com. Ltd	completed
2.	Construction of 14 seater Aqua Privy Toilet	Ahomahomasu market	Environ.	70,146.00	66,844.60	July /14	Dec, 2014	DDF	88%	Sanah Outreach Com. Ltd.	On-going.
3.	Completion of 1No. 3-Unit KG block with anciliary facilities, 3-seater KVIP toilet and urinal	Bosuso	Education	165,378.95	105,641.41	03/03/16	30/06/16	DDF	88%	Makafs Company LTD	completed
4.	Construction and completion of 1 No. 2 story 12-unit classroom block for community SHS at Dorminase (Phase 1).	Dorminase	Education	650,722.05	549,483.02	21/04/16	21/10/16	DDF	90%	WINAMPANG LTD	Within Retention Period
5.	Construction of 474m-0.9m-0.6m concrete u-drain and retaining walls	Ahomahomasu Market	Social	364,359.15	167,526.23	22/09/16	21/03/2017	DDF	44%	M/S MARKDJEI LTD	On-going

APENDIX 2

Table 6.6: THE IMPLEMENTATION STATUS OF 2017 ANNUAL ACTION PLAN

S/NO	PROJECTS IMPLEMENTED	PROJECTS NOT IMPLEMENTED
1.	Promote of tourism in the district	Construct cassava processing factory
2.	Market the district tourist potentials through adverts	Organize disaster forums
3.	Conduct Technology improvement training in welding	Strengthen Volunteer Groups
4.	Conduct Small Business Management training	Organize community floats
5.	Organize Group and Leadership Skills Development Training	Strengthen school and disaster clubs and form new ones
6.	Organize Technology improvement training in snails farming	Draw hazard mapping
7.	Conduct Customer Relation training	Draw contingency plan
8.	Organize training in quality control product standardization	Organize staff training on disaster management
9.	Organize training in records keeping and financial management	Resume DDMT meetings
10.	Conduct training in beads making	Stockpile relief items
11.	Organize stakeholders conference	Organize education campaigns
12.	Organize simple Business Plan preparation	Purchase consumables goods for the station
13.	Conduct Market Seminar	Purchase stationaries for the office
14.	Organize Start Your Business workshop	Purchase student bed for the staff
15.	Prepare Clients for Trade shows	Sensitize the public on Ambulance operation
16.	Construct 120m U drain and 900m culvert at Bosuso	Landscape major roads
17.	Construct 474m-0.9m-0.6m concrete U-drain and retaining walls at Ahomahomasu Market	Landscape the compound of the District Assembly
18.	Embark on Monitoring and Evaluation	Hold series of public fora and radio programmes to sensitize the public and create awareness on horticulture
19.	Propagate more flowers and plants	Plant trees along streets
20.	Plant 100 trees along River Akrum	Design and landscape area for planting

21.	Conduct training on Group Dynamics for 20 FBOs and CBOs Executives	Conduct one (1) Research-Extension-Farmer Linkage Committee (RELC) meeting for stakeholder participation and technology diffusion
22.	Conduct annual crops, livestock and poultry survey	Conduct three (3) demonstration on Maize, Cassava, Export pepper, Cabbage and Plantain in four (4) zones within the district to show case updated crop production technologies
23.	Train 50 farmers on general post-harvest management practices	Construct 28 No. Packed Houses and 28 No. Cold Chambers for grains and vegetables
24.	Vaccinate 5,000 dogs and 2,000 cats against rabies	Construct 28 No. Gari Processing Centers
25.	Organize one (1) District Level celebration of national Farmers Day	Set up 1No. Furnished GIFMIX office
26.	Construct 1 No. 3-Unit classroom block with ancillary facilities at Abourso	Procure 4 No. Official Vehicle and 23 No Motor Bikes
27.	Construct 1 No. 3-Unit K.G. block with Office and Store at Bosuso Islamic	Conduct three (3) demonstration on Maize, Cassava, Export pepper, Cabbage and Plantain in four (4) zones within the district tp show case updated crop production technologies
28.	Construct 1No. 12-Unit community SHS with ancillary facilities at Dorminase (Phase 2)	Train 50 farmers on safe use, handling and calibration of Agro-chemicals
29.	Construct 1 No. 3-Unit classroom block with office and store at Papramantang	Train 50 livestock farmers on general prophylactic and curative treatment of pest and diseases
30.	Supply 2000 dual desk and 500 teachers furniture	Train 20 poultry farmers on disease identification, control and surveillance especially for zoonotic and scheduled disease
31.	Renovate two schools	Construct 1 No. 2-Unit K.G. with ancillary facilities
32.	Support Sports and cultural activities	Construct 1 No. 3-Unit K.G. block with ancillary at Nsutam Islamic
33.	Support STMIE clinic	Construct 1 No. 3-Unit classroom block with ancillary facilities at Asarekwao
34.	Support brilliant but needy students	Construct 1 No. 3-Unit classroom 8-seater Latrine (Counterpart Funding)
35.	Support My 1st Day at School 2017/2018 Academic Year	Construct teachers quarters
36.	Provide for 2017 District level Independence Anniversary Celebration	Construct 1No. 6-Unit classroom block ay Osino Presby Primary school
37.	Support to community volunteer teachers	Construct 1No. 6-Unit classroom block with ancillary facilities at Akumersu West D/A Primary
38.	Construct 1No. Teachers Quarters with potable water at Meyiwa Bosanko	Construct 1No. 6-Unit classroom block with ancillary facilities at Kwahu Meyiwa D/A Primary
39.	Organize best teachers awards	Construct 1No. 6-Unit calssroom block with ancillary facilities at Nyadie D/A Primary
40.	Screen children with special needs	Construct 2-No. CHPS compound
41.	Construct 1No. Bedroom semi-detached Bungalow at Asirebuso CHIPS compound	Renovate Abourso CHPs Compound

42.	Complete 1No. CHPS compound	Bitumen Surfacing of residency Roads at Koradaso
43.	Construct 1No. CHPS compound at Asedja-Akwadum	Construct 6No. Passenger waiting sheds
44.	Support HIV/AIDS programmes the district	Provide for sanitation activities
45.	Provide Sponsorship to Nurse Trainees	Construct 14-seater Aqua-privy at Obooho
46.	Support immunization programmes	Drill 10No. Boreholes in the districts
47.	Construct 1No. Clinic with portable water (Borehole fitted with hand pump)	Rehabilitate 10No. Boreholes
48.	Construct 2No. Maternity home with portable water (Borehole fitted with hand pump)	Extend Bosuso small town water system to Adjeikrom
49.	Construct 2No. Nurses Quarters with portable water (Borehole fitted with hand pump)	Drill 1No. Community mechanized borehole at Dorminase
50.	Maintain and service vehicles	Support street naming and property addressing system
51.	Reshape and spot improve roads	Provide planning schemes
52.	Dredge Dansor River near S.D.A.	Organize public education on appropriate land use in the district
53.	Construct 1.8 diameter culvert and simple drains	Revalue properties in the district
54.	Construct speed ramps at the entrance of the District Hospital and Salvation Army Clinic	Construct 2 Area Council Offices
55.	Provide for sanitation activities	Rehabilitate 1No. Community Library
56.	Construct 4No. Urinary at Ehiamenkyene market, Begoro market, Nsutam lorry station and W.C toilet at the District Court	Construct drains at Ehiamenkyene market
57.	Construct 14-Seater Aqua-Privy toilet at Ahomahomasu	Construct 1No. 12m x 30m Gari Sellers' Shed at Ehiamankyene Market
58.	Identify and train Day care centres	Construct 1No. 10m x 24m Animal Sellers' Shed at Ahomahomasu Market
59.	Support Persons with Disabilities (PWDs)	Construct 1No. 6-Unit Staff Bungalow at Begoro
60.	Conduct Community sensitization on Child labour and child abuse	Construct 1No. 3-Bedroom for District Health director
61.	Make LEAP payment in all 31 communities	Construct EU Building for office accommodation
62.	Carry out social enquiry for 25 individuals	Rehabilitate and Maintain Official Buildings in the District
63.	Organize Education on teenage pregnancy in 25 communities	Procure 1No. Mower
64.	Identify and register street children in 10 communities in the district	
65.	Conduct community sensitization on issues of	

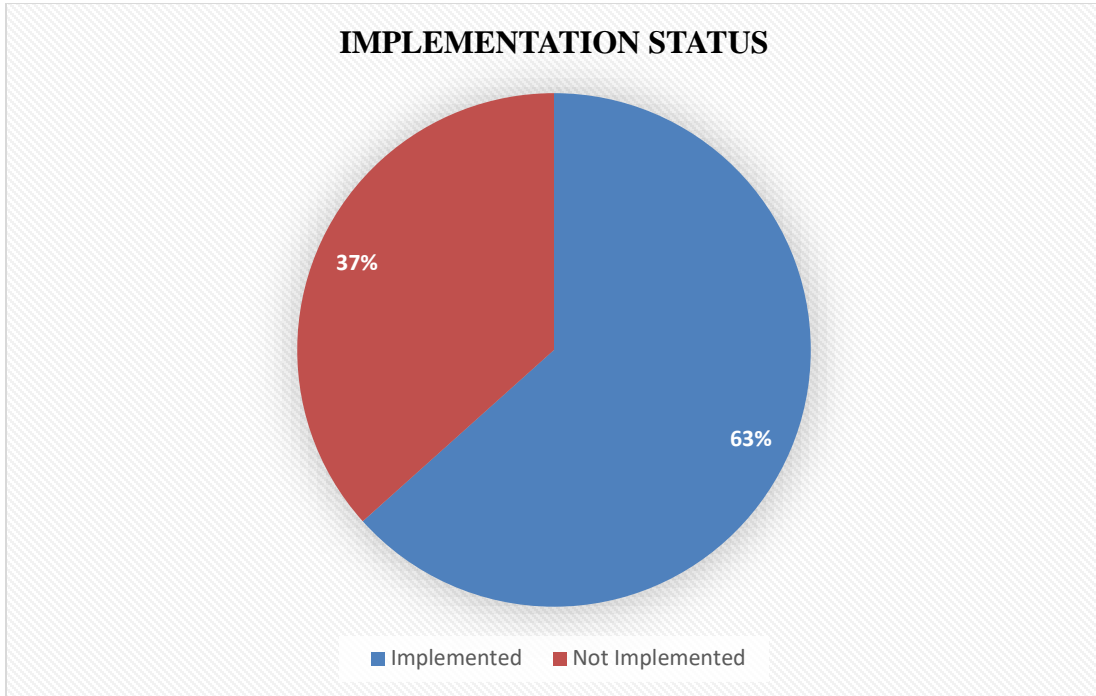
	Disability	
66.	Provide Hospital support	
67.	Carry out self-help program	
68.	Train 250 women in soap making, teach women on basic book-keeping and assist women groups to access loans	
69.	Monitor and evaluate programmes and projects in the district	
70.	Service and maintain office equipment	
71.	Organize quarterly staff durbar	
72.	Educate the masses on the 2017 budget	
73.	Assist traditional authorities in the district	
74.	Sponsor staff capacity building programmes	
75.	Sponsor staff for scheme of service courses	
76.	Organize refresher training for Executive Committee and statutory Sub-Committee in their roles, functions and responsibilities	
77.	Conduct public sensitization on government programmes and activities	
78.	Educate the public on Assembly's by-laws	
79.	Educate the masses on the importance of education	
80.	Educate the public to abstain from premarital sex or use condom	
81.	Educate the masses on the need to meet their tax obligation	
82.	Educate the masses on the issues relevant to good sanitation	
83.	Educate public on Fee Fixing	
84.	Educate parents and guardians to avoid engaging their wards during school hours	
85.	Collaborating with Community Health Nurses to register births	
86.	Control public cemeteries	
87.	Support to feeder roads	
88.	Pay compensation for land	

89.	Construct police post	
90.	Support Security Operations	
91.	Train revenue collectors/staff	
92.	Established 2No. Revenue paying points	
93.	Form Revenue Task Force to assist the Revenue Collectors	
94.	Educate the public on the need to pay their taxes regularly	
95.	Maintain Begoro Market	
96.	Rehabilitate DCE's residence and Agric Directors' residence	
97.	Construct 1No. 1 Bedroom Semi-detached apartment at Amotare	
98.	Support for community initiated projects	
99.	Pay NALAG Development fund, Dues and diaries	
100.	Purchase of office equipment (Tables, Chairs, 5No. Cabinet, 15No. UPS and stationery	
101.	Prepare 2017 composite budget	
102.	Organize 2017 Independence Day Celebration	
103.	Support for protocol and state functions	
104.	Organize public education and awareness creation of anti- corruption programmes	
105.	Create civic awareness to enable public demand accountability from public	
106.	Organize sports activities to sensitize the public on corruption	
107.	Reward hardworking staff of the Assembly	
108.	Prepare 2018-2021 DMTDP	
109.	Prepare 2018-2021 M&E plan	

Table 6.7: implemented and not implemented project in the district

	No. of projects	Percentage
Implemented	109	63%
Not Implemented	63	37%

Figure 6.3: IMPLEMENTATION STATUS



Recommendations

The following recommendations were made by the District Planning Coordinating Unit (DPCU);

- ✓ That there should be an increase in the flow of funds both internally and externally (GOG and Donor funds)
- ✓ That the DPCU in collaboration with the Planning Unit be provided a vehicle for monitoring activities
- ✓ Regular monitoring and evaluation of projects and programmes
- ✓ That management should be committed in the discharge of their duties
- ✓ That the Department of the Assembly should be more committed to the DMTDP and the M&E plan
- ✓ Strengthen implementation capacity to deliver value for money and quality
- ✓ More stakeholder involvement in monitoring
- ✓ Need to strengthen the capacity of the sub-structures and provision of office accommodation and logistics.

Improve public expenditure management

Conclusion

As an integral part of the planning process, Monitoring and Evaluation is being given the deserved importance at all levels of development in the country.

The Assembly should therefore make Monitoring and Evaluation central function in its development efforts. This will go a long way to ensure value for money delivery. The DA must support the training of DPCU members in M&E tools and methodologies so that effective M&E can be done.

Further to this, the Assembly should also show more commitment to M&E by budgeting sufficiently and releasing the money at the appropriate time to enable the DPCU play its monitoring and evaluation role for effective development of the district.