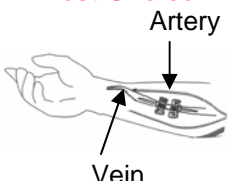
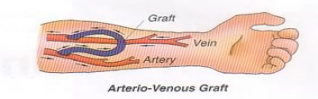



Northwest Renal Network

Vascular Access for Hemodialysis

Type	Location	Advantages	Disadvantages
FISTULA **Best Choice** 	<ul style="list-style-type: none"> Forearm Upper Arm Thigh 	<ul style="list-style-type: none"> Lasts many years Less infection High blood flows Fewer complications 	<ul style="list-style-type: none"> Takes the longest to mature (develop) May fail to mature due to other health issues
GRAFT Alternate Choice 	<ul style="list-style-type: none"> Forearm Upper Arm Thigh Chest Straight or Loop 	<ul style="list-style-type: none"> Can be used in 2 weeks Used in people when a fistula does not work Used in people with special health issues 	<ul style="list-style-type: none"> Clotting Infection Swelling Frequent interventions required May affect blood flow to the hand (Steal)
CATHETER Emergency & Temporary Only 	<ul style="list-style-type: none"> Neck (jugular vein) Groin (femoral vein) Chest (subclavian)** **Should be avoided	<ul style="list-style-type: none"> Can be used in an emergency (must have chest x-ray for placement) Can be used while other access types mature 	<ul style="list-style-type: none"> Clotting Infection Lower blood flow rates Vessel damage Designed for short-term use only

Northwest Renal Network
4702 42nd Avenue, SW
Seattle, WA 98116
Toll-free patient line: 1.800.262.1514