

## Updating EQRS Patient Miscellaneous Information

- A patient's **Status** [in the following EQRS fields] can change through the year and their life:

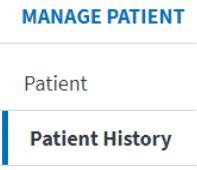




**Medicare Enrollment | Citizenship | Employment | School | Vocational Rehabilitation**

- Each **Status** has drop-down options to choose from.
- It is important to maintain a complete and accurate patient history in EQRS.
- It is OK to have multiple statuses under each section, as long as they are correct and show the right date.
- You can **Edit** or **Delete** information that is incorrect, but do not overwrite/remove data that is correct and part of a patient's history.
- Effective Start Date** is the true date of when the status change happened – *it is probably NOT today's date.*

EQRS Miscellaneous Status Options				
Medicare Enrollment	Citizenship	Employment	School	Vocational Rehabilitation
<ul style="list-style-type: none"> <li>Currently Enrolled in Medicare Coverage</li> <li>Medicare Application Pending</li> <li>No Medicare Coverage</li> </ul>	<ul style="list-style-type: none"> <li>US Citizen</li> <li>Non US Citizen</li> <li>Foreign National/ US Resident</li> <li>US Resident</li> </ul>	<ul style="list-style-type: none"> <li>Unemployed</li> <li>Employed Full Time</li> <li>Employed Part Time</li> <li>Homemaker</li> <li>Retired Due to Age/Preference</li> <li>Retired (Disability)</li> <li>Medical Leave of Absence</li> <li>Student</li> </ul>	<ul style="list-style-type: none"> <li>School Full Time</li> <li>School Part Time</li> <li>Not in School</li> </ul>	<ul style="list-style-type: none"> <li>Referred to VR</li> <li>Currently in VR</li> <li>Completed VR</li> <li>Not Eligible for VR</li> <li>Declines VR</li> </ul>

### Patient History Cleanup Instructions

To update **Medicare Enrollment | Citizenship | Employment | School | Vocational Rehabilitation Statuses**

<p><b>Action Needed</b></p> 	<p><b>To Update Patient Miscellaneous Information</b></p> <ol style="list-style-type: none"> <li>Search for the Patient</li> <li>Click Patient History</li> <li>Click "Expand All" to view all information available for the patient</li> <li>Review the information and Add, Delete, or Edit Status(es) to ensure EQRS correctly reflects the changes</li> <li>Complete any or all the actions below needed for an accurate patient history</li> </ol>
<p><b>Add Status</b></p> 	<p><b>To Add a New Status for the Patient</b></p> <ol style="list-style-type: none"> <li>Click  next to the section you want to add a status to</li> <li>Select the correct status from the drop-down</li> <li>Add the Effective Start Date</li> <li>Click Submit</li> </ol>
<p><b>Delete Status</b></p> 	<p><b>To Delete a Status for the Patient</b></p> <ol style="list-style-type: none"> <li>Click on the link for the Status you want to update</li> <li>Select Delete</li> <li>Answer "Yes, continue" to delete the record</li> </ol>
<p><b>Edit Status</b></p> 	<p><b>To Edit an Existing Status or Status Date that is Incorrect</b></p> <ol style="list-style-type: none"> <li>Click on the link for the Status you want to update</li> <li>Select Edit</li> <li>Update Status and/or Date</li> <li>Click "Submit"</li> </ol> 