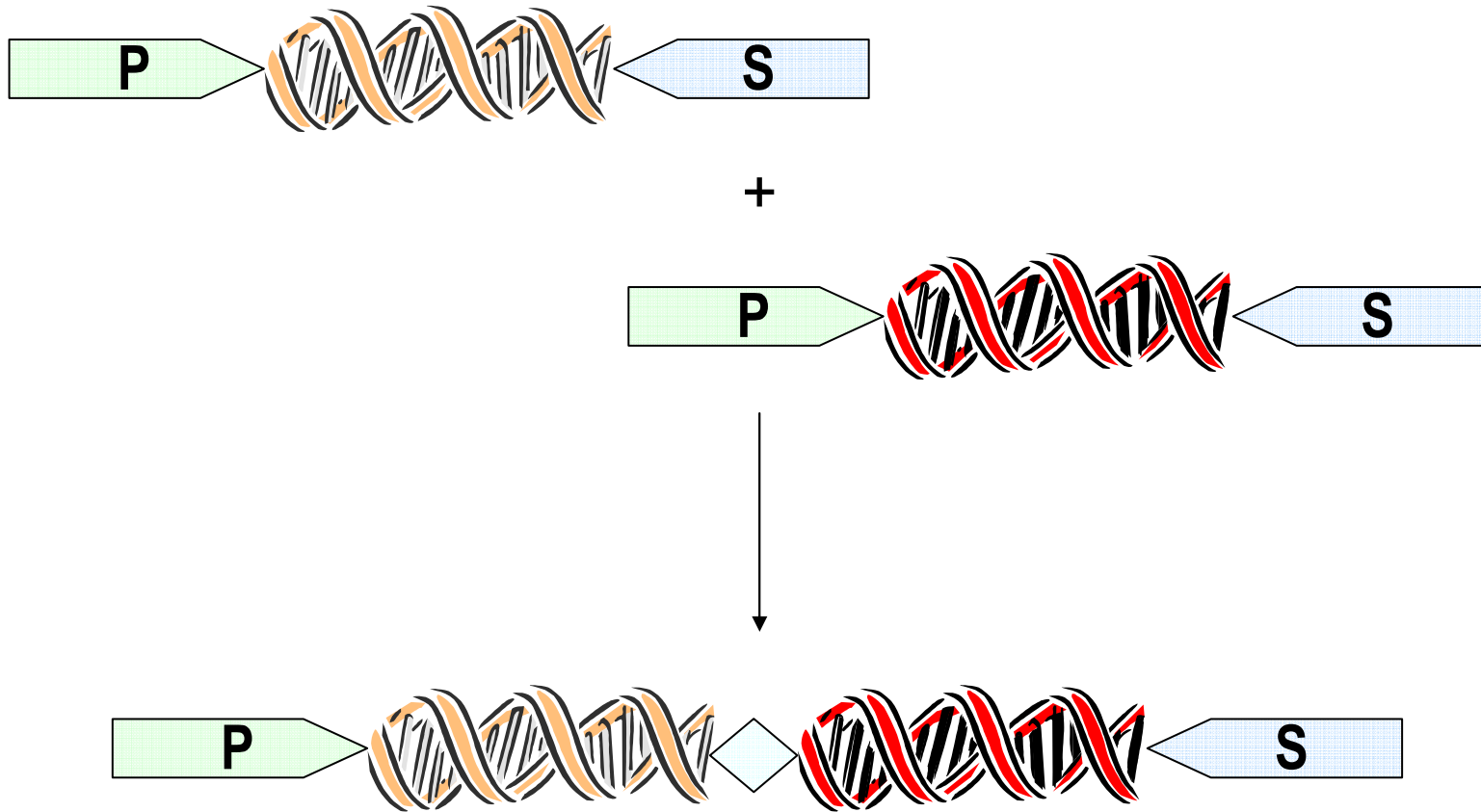
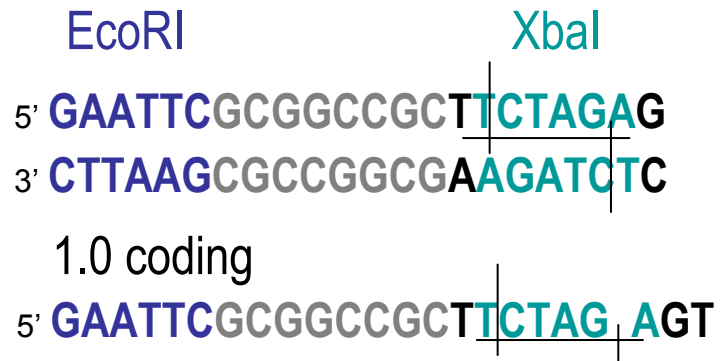


1

Biobrick Formats



1.0 Classic Biobrick format




Scar:



- + de-facto standard
- no protein fusions (frame shift, stop codon)

2.0? Biofusion (Silver lab)

5' GAATTCGCGGCCGCTTCTAGA



ACTAGTAGCGGCCGCTGCAG_{3'}

Scar:

ACTAGA
T *R* 

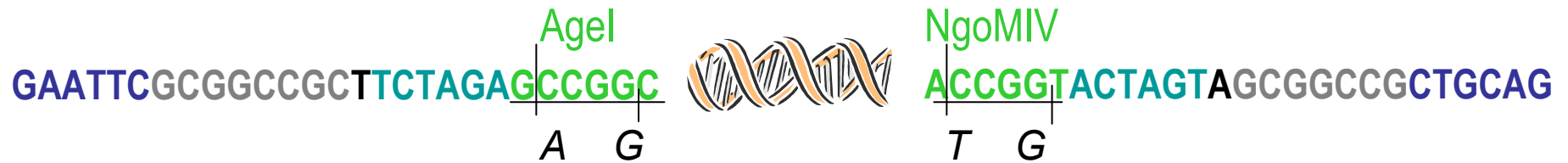
- + in-frame fusion of protein parts
- + compatible to 1.0 non-coding parts
- not compatible to 1.0 protein parts (frame shift)

3.0? (Freiburg team)



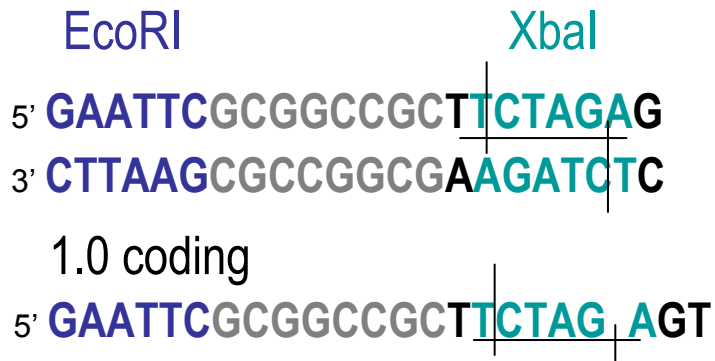
- + in-frame fusion of protein parts
- + compatible to 1.0 non-coding parts
- + less intrusive protein scar
- + N-end rule safe (protein half-life)
- +/- stand-alone protein expression (start + stop in prefix / suffix)
- + compatible to 1.0 and 2.0 non-coding parts
- not compatible to 2.0 protein parts (frame shift + stop codon)
- not compatible to 1.0 protein parts (stop codon)

2.0-3.0 (CRG proposal)



- + in-frame fusion of protein parts
- + less intrusive protein scar
- + N-end rule safe (protein half-life)
- + full backwards-compatibility (coding and non-coding 1.0 and 2.0 parts)
- +/- no stand-alone protein expression


1.0 Classic Biobrick format



Scar:



2.0? Biofusion (Silver lab)



Scar:



3.0? (Freiburg team) / 2.0-3.0 (CRG)



- + less intrusive protein scar
- + N-end rule safe (protein half-life)
- + full backwards-compatibility

Scar:

