

Report: Entrance Pages - www.openwetware.org
Date Range: 01/05/2007 - 31/05/2007

Export:

Previous Filter #Shown 10 Go To# 1 Show/Hide

Entrance Pages (1-10) / 5,622		Pageviews	Percent	
1. /robots.txt	12,984	5.52%		<input type="checkbox"/>
2. /wiki/Special:Recentchanges	7,080	3.01%		<input type="checkbox"/>
3. /wiki/Special:Userlogin	6,793	2.89%		<input type="checkbox"/>
4. //wiki/Main_Page	6,718	2.85%		<input type="checkbox"/>
5. /wiki/Main_Page	6,056	2.57%		<input type="checkbox"/>
6. /wiki/Synthetic_Biology:People	5,474	2.33%		<input type="checkbox"/>
7. /wiki/Special:Cite	3,531	1.50%		<input type="checkbox"/>
8. /wiki/-	3,036	1.29%		<input type="checkbox"/>
9. /wiki/E_coll_genotypes	1,837	0.78%		<input type="checkbox"/>
10. /wiki/Endy_Lab	1,740	0.74%		<input type="checkbox"/>
View Total:		55,249	23.47%	
Total:		235,400	100.00%	

Next

Report: Search Terms - www.openwetware.org
Date Range: 01/05/2007 - 31/05/2007

Export:











































Previous Filter #Shown 10 Go To# 1 Show/Hide

Search Terms (1-10) / 26,818		Sessions	Percent	
1. synthetic biology	756	1.77%		<input type="checkbox"/>
2. openwetware	328	0.77%		<input type="checkbox"/>
3. g418	245	0.58%		<input type="checkbox"/>
4. phenol chloroform extraction	224	0.53%		<input type="checkbox"/>
5. te buffer	181	0.42%		<input type="checkbox"/>
6. drew endy	167	0.39%		<input type="checkbox"/>
7. logo ideas	155	0.36%		<input type="checkbox"/>
8. blo poems	145	0.34%		<input type="checkbox"/>
9. facs analysis	143	0.34%		<input type="checkbox"/>
10. wiki questions	127	0.30%		<input type="checkbox"/>
View Total:		2,471	5.80%	
Total:		42,596	100.00%	

Next

Report: Countries - www.openwetware.org

Date Range: 01/05/2007 - 31/05/2007

Countries (1-50) / 135	Sessions	Percent	
1. com (Commercial)	208,315	67.26%	
2. (no entry)	26,278	8.49%	
3. edu (Educational)	20,017	6.46%	
4. net (Network)	18,485	5.97%	
5. uk (United Kingdom)	4,430	1.43%	
6. de (Germany)	2,865	0.93%	
7. ca (Canada)	2,151	0.69%	
8. au (Australia)	1,951	0.63%	
9. jp (Japan)	1,744	0.56%	
10. gov (USA Government)	1,659	0.54%	
11. in (India)	1,456	0.47%	
12. org (Non-Profit Organizations)	1,167	0.38%	
13. it (Italy)	1,140	0.37%	
14. fr (France)	1,123	0.36%	
15. nl (Netherlands)	1,102	0.36%	
16. sg (Singapore)	1,013	0.33%	
17. br (Brazil)	779	0.25%	
18. tw (Taiwan)	772	0.25%	
19. ch (Switzerland)	703	0.23%	
20. kr (South Korea)	669	0.22%	
21. es (Spain)	630	0.20%	
22. za (South Africa)	617	0.20%	
23. cn (China)	578	0.19%	
24. be (Belgium)	534	0.17%	
25. se (Sweden)	502	0.16%	
26. mx (Mexico)	492	0.16%	
27. nz (New Zealand)	468	0.15%	
28. tr (Turkey)	455	0.15%	
29. pl (Poland)	450	0.15%	
30. vn (Vietnam)	406	0.13%	
31. us (United States)	386	0.12%	
32. th (Thailand)	362	0.12%	
33. pt (Portugal)	340	0.11%	
34. il (Israel)	314	0.10%	
35. dk (Denmark)	308	0.10%	
36. at (Austria)	305	0.10%	
37. ru (Russian Federation)	297	0.10%	
38. ie (Ireland)	270	0.09%	
39. hk (Hong Kong)	269	0.09%	
40. ar (Argentina)	262	0.08%	
41. my (Malaysia)	256	0.08%	

42.	gr (Greece)	242	0.08%	
43.	fi (Finland)	216	0.07%	
44.	co (Colombia)	203	0.07%	
45.	cl (Chile)	200	0.06%	
46.	cz (Czech Republic)	189	0.06%	
47.	id (Indonesia)	188	0.06%	
48.	no (Norway)	183	0.06%	
49.	ae (United Arab Emirates)	163	0.05%	
50.	mil (USA Military)	147	0.05%	
View Total:		308,051	99.47%	
Total:		309,696	100.00%	

Help Information

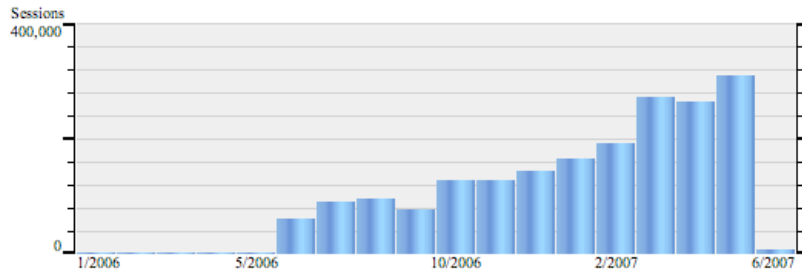
Countries

This Report lists top level domains with an emphasis on political affiliation, ranked by Sessions. Since the bulk of web traffic is from net, com, and org domains (mostly US-based), they are included. The rest will mostly be actual country codes, which in most cases are reliable indicators of the origin of the traffic (though some sell domains to anyone). The (no entry) term includes all unresolved IP addresses.

Report: Sessions Graph - www.openwetware.org
Date Range: 01/01/2006 - 01/06/2007

Export:    

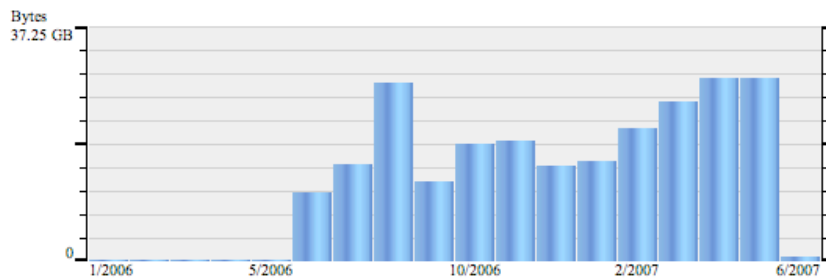
Range Total: 1,953,586 Monthly Average: 108,532.56



Report: Bytes Graph - www.openwetware.org
Date Range: 01/01/2006 - 01/06/2007

Export:    

Range Total: 242.76 GB Monthly Average: 13.49 GB



Report: Pageviews Graph - www.openwetware.org
Date Range: 01/01/2006 - 01/06/2007

Export:    

Range Total: 12,988,402 Monthly Average: 721,577.89

