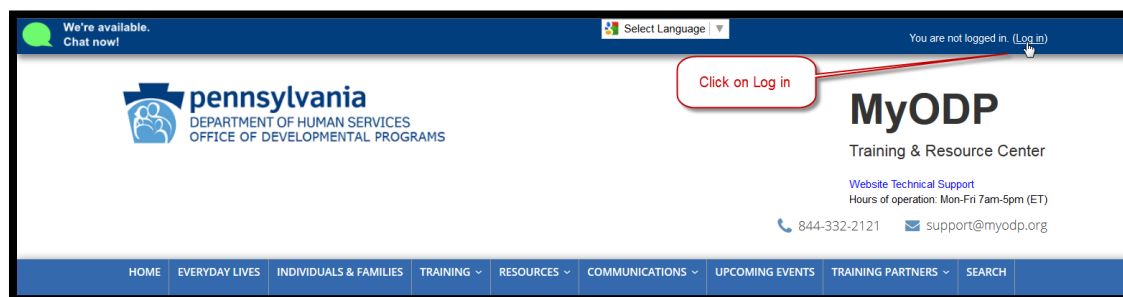


## MyODP Account Creation Process Screen by Screen

Go to:

<https://www.myodp.org/>

### Screen 1



### Screen 2

### Log in

**⚠ Your session has timed out. Please log in again.**

**Username**

**Password**

Remember username

[Log in](#)

[Forgotten your username or password?](#)

Cookies must be enabled in your browser [?](#)

---

Some courses may allow guest access

[Log in as a guest](#)

### Is this your first time here?

Hi! For full access to courses you'll need to take a minute to create a new account for yourself on this web site. Each of the individual courses may also have a one-time "enrollment key", which you won't need until later. Here are the steps:

1. Fill out the [New Account](#) form with your details.
2. An email will be immediately sent to your email address.
3. Read your email, and click on the web link it contains.
4. Your account will be confirmed and you will be logged in.
5. Now, select the course you want to participate in.
6. If you are prompted for an "enrollment key" - use the one that your teacher has given you. This will "enroll" you in the course.
7. You can now access the full course. From now on you will only need to enter your personal username and password (in the form on this page) to log in and access any course you have enrolled in.

[Create new account](#)

### Screen 3

New account ▼ Collapse all

▼ Choose your username and password

Username\* shriveruser1

The password must have at least 8 characters, at least 1 digit(s), at least 1 lower case letter(s), at least 1 upper case letter(s), at least 1 non-alphanumeric character(s)

Password\* [masked]  Unmask

▼ More details

Email address\* [redacted]

Email (again)\* [redacted]

First name\* Shriver

Surname\* User1

City/town

Country

**Important**

This Email Address will be associated with my Moodle profile on **MyODP** platform

### Screen 4

Home | Confirm your account

An email should have been sent to your address at [redacted]. It contains easy instructions to complete your registration. If you continue to have difficulty, contact the site administrator.

This is the email address I created my account with

Click on Continue

### Screen 5

I am back on the Home Page of MyODP:

You are not logged in. (Log in)

 **pennsylvania**  
DEPARTMENT OF HUMAN SERVICES  
OFFICE OF DEVELOPMENTAL PROGRAM

888-000-0000 [support@email.com](mailto:support@email.com)

HOME EVERYDAY LIVES TRAINING RESOURCES BROWSE COURSES

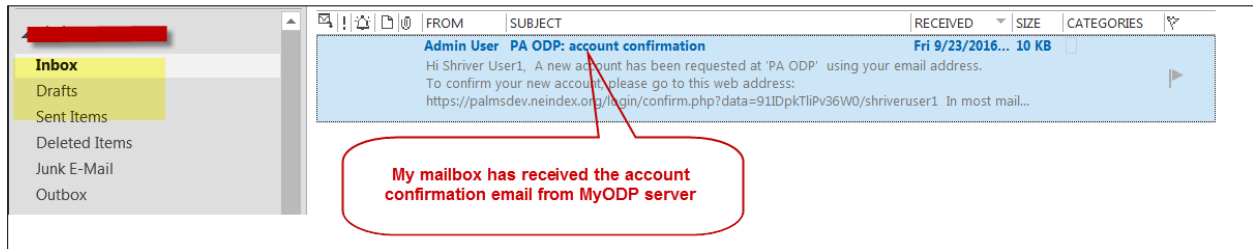
Clicking on Continue brings me back to the MyODP Home Page Login Screen. I am not ready to login to MyODP yet with my credentials. I have to authenticate my account on MyODP

Maintenance Notification Please note that we will be performing an important server maintenance/move. The server will be unavailable from Thursday, February 25th evening, 4 p.m. Est. - Friday February 26, until noon (12 p.m. Est.) time.

**STORY SPOTLIGHT**  
Highlighting the stories and situations of people living Everyday Lives

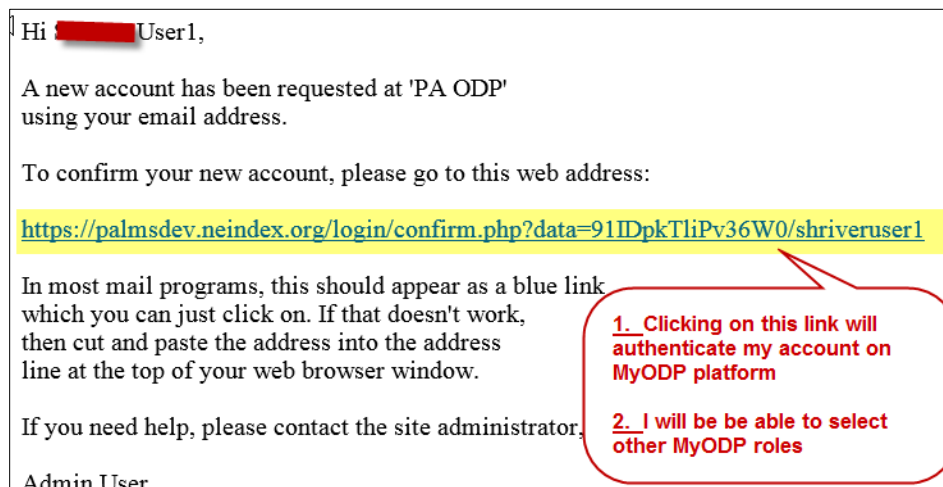
## Screen 6

**I return to the mailbox I created MyODP profile with.** I have received an email for account confirmation.



## Screen 6

I will authenticate my account:



Hi [redacted] User1,

A new account has been requested at 'PA ODP' using your email address.

To confirm your new account, please go to this web address:

<https://palmsdev.neindex.org/login/confirm.php?data=91IDpkTliPv36W0/shriveruser1>

In most mail programs, this should appear as a blue link which you can just click on. If that doesn't work, then cut and paste the address into the address line at the top of your web browser window.

If you need help, please contact the site administrator.

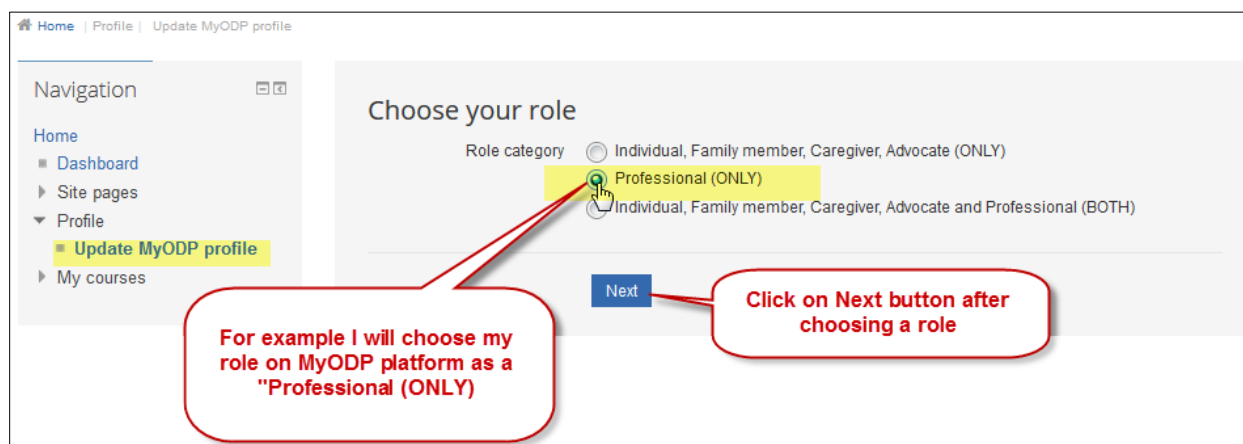
Admin User

**1. Clicking on this link will authenticate my account on MyODP platform**

**2. I will be able to select other MyODP roles**

## Screen 7

Pick a role on MyODP Platform:



Home | Profile | Update MyODP profile

Navigation

- Home
  - Dashboard
  - Site pages
  - Profile
    - Update MyODP profile**
    - My courses

Choose your role

Role category

- Individual, Family member, Caregiver, Advocate (ONLY)
- Professional (ONLY)
- Individual, Family member, Caregiver, Advocate and Professional (BOTH)

Next

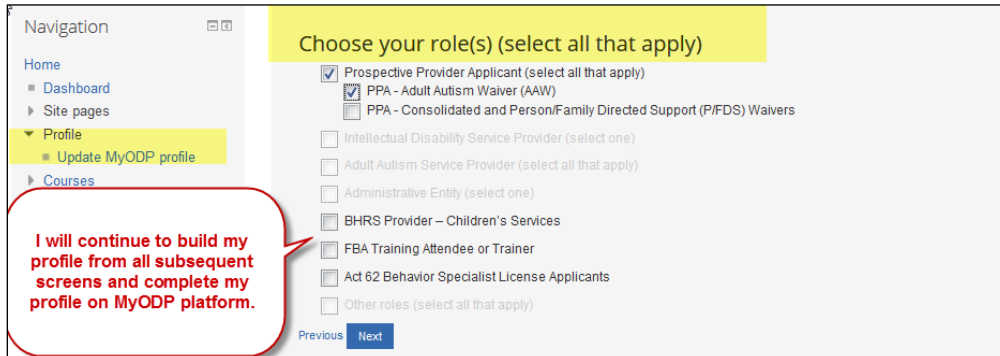
**For example I will choose my role on MyODP platform as a "Professional (ONLY)"**

**Click on Next button after choosing a role**

## Screen 8

I will follow the prompts to complete my profile on MyODP.

NOTE: Depending on your selection of profiles, selection of choices will change:



**I will continue to build my profile from all subsequent screens and complete my profile on MyODP platform.**

## Screen 9



**Now I am logged in on MyODP with my specific MyODP role. I will have access to all course content that should be available to me per my indicated role.**

**I can begin to explore all courses or courses that are specific to my role on MyODP platform**

One Community for All Vision for Equality Inc.

PA FAMILY NETWORK  
Watch for information from the PA Family Network

Welcome to the Office of Developmental Programs Resource Center  
The mission of the Office of Developmental Programs (ODP) is to support Pennsylvanians with developmental disabilities and their families to achieve greater independence, choice and opportunity in their lives. This resource center is the home for ODP's training, announcements, developmental materials and information resources. For information on regulations, ODP Bulletins, licensing and the Department of Human Services, visit the DHS website <http://www.dhs.pa.gov/>

Log In or Register