


PODCAST 96 PRACTICE MATERIALS

"CREATING RHYTHMIC VARIETY AND MOTIFS": PRACTICE BUILDING RHYTHMIC MOTIFS USING THE NOTATED IDEA IN THE FIRST 4 MEASURES


1. INTEGRATING QUARTER NOTES + SPACE



Chord progression for exercise 1:

- Measures 1-4: F⁷, B^{b7}, B^{o7}, F⁷
- Measures 5-8: G^{MIN7}, C⁷, F⁷, D⁷, G^{MIN7}, C⁷


2. INTERGRATING EIGHTH NOTES + QUARTER NOTES



Chord progression for exercise 2:

- Measures 13-16: F⁷, B^{b7}, B^{o7}, F⁷
- Measures 17-20: G^{MIN7}, C⁷, F⁷, D⁷, G^{MIN7}, C⁷

3. INTERGRATING TRIPLETS (+ QUARTER NOTES & EIGHTH NOTES)



Chord progression for exercise 3:

- Measures 25-28: F⁷, B^{b7}, B^{o7}, F⁷
- Measures 29-32: G^{MIN7}, C⁷, F⁷, D⁷, G^{MIN7}, C⁷

4. INTERGRATING SIXTEENTH NOTES

37 **F⁷** **B^{b7}** **F⁷**

41 **B^{b7}** **B^{o7}** **F⁷** **D⁷**

45 **G^{MIN7}** **C⁷** **F⁷** **D⁷** **G^{MIN7}** **C⁷**

5. INTEGRATING QUARTER NOTE TRIPLETS

49 **F⁷** **B^{b7}** **F⁷**

53 **B^{b7}** **B^{o7}** **F⁷** **D⁷** **G^{MIN7}** **C⁷**

57 **G^{MIN7}** **C⁷** **F⁷** **D⁷** **G^{MIN7}** **C⁷**

6. CREATING RHYTHMIC MOTIFS OR DEVELOPING IDEAS

61 **F⁷** **B^{b7}** **F⁷**

65 **B^{b7}** **B^{o7}** **F⁷** **D⁷** **G^{MIN7}** **C⁷**

69 **G^{MIN7}** **C⁷** **F⁷** **D⁷** **G^{MIN7}** **C⁷**

7. CALL & RESPONSE RHYTHMS

73

77

81

8. CREATING TEXTURES FROM RHYTHMS

85

89

93