

# Letter “B” Activities


Thank you for joining us in our alphabet study at  
**[HappyandBlessedHome.com](http://HappyandBlessedHome.com)**




Visit [HappyandBlessedHome.com](http://HappyandBlessedHome.com) for **free printables** and **crafts** for preschoolers, encouragement for moms, as well as great ideas for ways to have fun together as a family.

Visit [VisualMontessori.com](http://VisualMontessori.com)  
for the **complete curriculum** of these printables





Jumping Bean



Family Faces



Sesame Street Party

Follow this link to: [Subscribe to HappyandBlessedHome.com](http://Subscribe.to.HappyandBlessedHome.com) and receive free activities for young children and fabulous ideas for family fun every week! Follow text links to these fun posts.

Rainbow Slime



Chinese New Year



Armed Forces



About the creator: Monica is a blogger at [HappyandBlessedHome.com](http://HappyandBlessedHome.com). Her passion is to be an encouragement to moms and she publishes **free printables and crafts for preschoolers, devotionals for moms, and ideas for having fun together as a family.** If you enjoy these printables, you should visit [HappyandBlessedHome.com](http://HappyandBlessedHome.com). There you'll find:


- \* **free games and crafts for preschoolers,**
- \* **free printables for teaching preschoolers,**
- \* **encouraging posts for moms, and**
- \* **great ideas for ways to have fun together as a family**

**By Downloading this package you agree to the following Terms of Use:** This printable package was created by HappyandBlessedHome.com. This package is intended for private/personal use only. It is not intended for commercial use and should not be hosted on another blog or website other than HappyandBlessedHome.com.

If you like this printable set, you can link to the blog page where this was posted but do not link directly to this pdf file (where you are at now). Thank you for your support!



You can also use this as a counting activity. Ask your child how many bees are near the hive. Use the bees for basic addition and subtraction. If you print these bees on an 8 ½" x 11" white or clear shipping label you can use them as stickers.




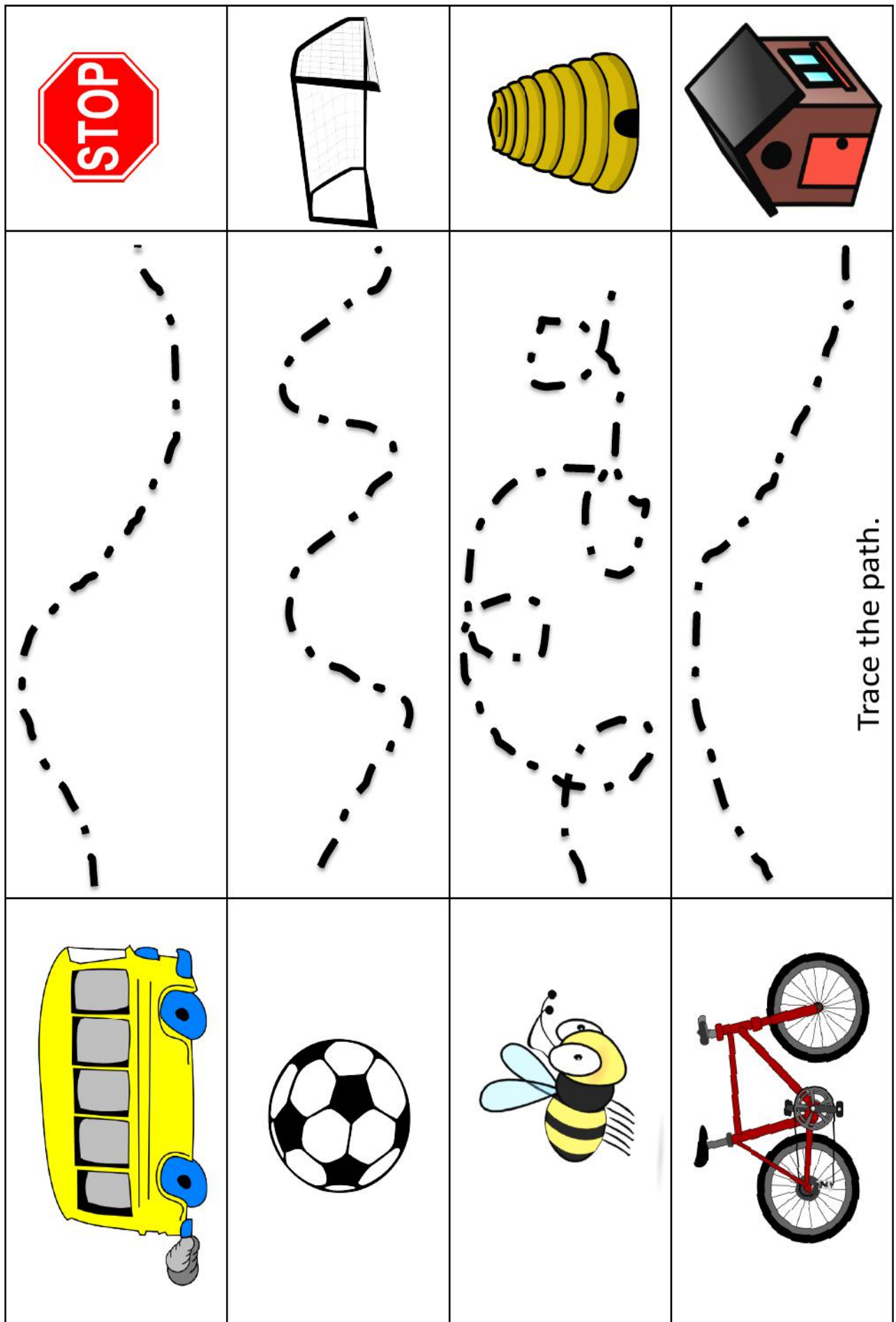
# Ball Lace-up

Print, laminate and cut out ball picture. Use hole punch to punch holes into circles near the edge of the ball. The card can be used to practice lacing with a shoestring or piece of yarn.



bee







# Cutting Practice

Parent: Cut into strips  
at dark lines.  
Child: Cut dotted line.

