

Letter “D” Activities


Thank you for joining us in our alphabet study at
HappyandBlessedHome.com




Visit HappyandBlessedHome.com for **free printables** and **crafts** for preschoolers, encouragement for moms, as well as great ideas for ways to have fun together as a family.

Visit VisualMontessori.com
for the **complete curriculum** of these printables





Jumping Bean



Family Faces



Sesame Street Party

Follow this link to: [Subscribe to HappyandBlessedHome.com](http://Subscribe.to.HappyandBlessedHome.com) and receive free activities for young children and fabulous ideas for family fun every week! Follow text links to these fun posts.

Rainbow Slime



Chinese New Year



Armed Forces






About the creator: Monica is a blogger at HappyandBlessedHome.com. Her passion is to be an encouragement to moms and she publishes **free printables and crafts for preschoolers, devotionals for moms, and ideas for having fun together as a family.** If you enjoy these printables, you should visit HappyandBlessedHome.com. There you'll find:

- * **free games and crafts for preschoolers,**
- * **free printables for teaching preschoolers,**
- * **encouraging posts for moms, and**
- * **great ideas for ways to have fun together as a family**


By Downloading this package you agree to the following Terms of Use: This printable package was created by HappyandBlessedHome.com. This package is intended for private/personal use only. It is not intended for commercial use and should not be hosted on another blog or website other than HappyandBlessedHome.com.


If you like this printable set, you can link to the blog page where this was posted but do not link directly to this pdf file (where you are at now). Thank you for your support!



Counting Dogs

These dogs can make a matching or memory game. Or be used for counting.







dolphin

Duck Craft

Print the B/W duck on white cardstock or print several copies on different colored pieces of construction paper. Cut apart each of the segments (bill, feet, tail, wing, head) of the duck and see if your child can piece it back together like a puzzle. You can also number the pieces to help your child identify which piece comes next. You can use google eyes for the eyes, markers, paint, puffy paint, and/or glitter to decorate.





duck

Tracing Numbers

1	2	3	4
5	6	7	8
9	10	11	12
13	14	15	16
17	18	19	20