

# SCIENCE 201

## *God Gives Us Animals*

### ***Contents of This LightUnit***

The purpose of this LightUnit is to help students realize that animals are a gift from God. It also challenges them to be thankful for that gift.

Section 1 focuses on the creation of animals and man. Students will know which animals were created on the fifth day of Creation, and which on the sixth. They will understand that God created man and animals differently—man is created in God’s image and has a soul that will live forever.

Section 2 discusses God’s care for the animals He created. He created them with instincts. He gave them the proper habitat. He gave them a means of protection. Try to help your students realize how wise, how great, and how omnipotent God is, to have known and done these things.

In Section 3, students will read about several ways that animals are useful to us—we get food and clothing material from animals, they can be trained to work for us, and we enjoy their beauty and companionship.

Finally, Section 4 discusses our responsibility to care for the animals God has given us. Students will read about pet care and animal conservation.

### ***Activities in This LightUnit***

The LightUnit has various supplementary activities, and the teacher’s guide gives more. Following is a list of these activities. Read over the list so you can gather materials or make plans as needed.

**Lessons 6, 9:** Optional activities requiring the student to do research on an animal. Provide reference books and paper.

**Lesson 13:** Students tell about their pets. You may want to plan a pet day.

**Lesson 16:** Extra Activity. Students will make clay animals.

# Lesson 1 (Pages 1-3)

## Looking Ahead

### Objectives

1. To preview the LightUnit
2. To understand that animals are a gift
3. To name four things we get from animals

Pass out the new LightUnits and let students look through them for a few minutes.



Briefly talk about animals and how they are a gift. Ask your students how animals have helped them. Did they eat any animal products today? Did any animals work for them? Do they have a pet to play with?

# GOD GIVES US ANIMALS

## Lesson 1 Looking Ahead

Have you ever gotten a special gift? Were you glad to get it? You may have liked your gift because it was useful or fun. Everyone likes to get gifts.



Do you know who has given you more gifts than anyone else? God has given us many gifts. Everything we have comes from God.



Do this activity.

1. Turn to the first page of your LightUnit. Find the title of the LightUnit. On the line, tell which of God's gifts you will study.

animals

Do you wonder how animals are a gift? Are they special? Are they useful or fun?

We use animals in many ways. Much of our food comes from animals. We drink milk and eat eggs. Milk and eggs both come from animals. Meat comes from animals too.



### Lesson 1

We can get clothes from some animals. Do you have a wool coat or leather shoes? Wool and leather both come from animals. Wool cloth is made from the wool of sheep or goats. Leather is made from the skin of cattle, goats, alligators, and other animals.

Animals can work for us too. Have you ever seen a horse pulling a wagon? Long ago, people used horses and cattle to do farm work. Some people in other countries use camels or elephants or buffalo to work for them.

Do you have a pet? If you do, you know that animals can be fun too. You and your dog may run and play together. You may like to take your dog or cat with you when you take a walk. Maybe you have a pet bird that sings to you as you work.



God knew we would need animals. In this LightUnit, you will learn more about His gift of animals.



Name four things we get from animals.

2. milk, eggs, meat, and clothes

### Lessons 1, 2



Fill in the blanks.

3. Animals are useful and fun.
4. Everything we have comes from God.
5. Animals can work for us.



Answer these questions.

- △ 6. Do you have a pet? \_\_\_\_\_
- △ 7. What kind of pet is it? \_\_\_\_\_

~ ~ ~ ~ ~

## SECTION 1

# GOD CREATED ANIMALS

## Lesson 2 Creation



Creation (krē • ā • shən). The time when God made the world out of nothing.



Say this word to someone.

# Section 1 — God Created Animals

## Lesson 2 (Pages 3-6)

### Creation

#### Objectives

1. To define Creation
2. To name the animals God created on the fifth day of Creation
3. To name the animals God created on the sixth day of Creation



Introduce the Study Word, *Creation*. Talk about the Creation, briefly stating what God created on each day. Emphasize that God made everything out of nothing. He spoke; it was done.

Lesson 2



The Bible tells us about the **Creation**. It tells us how God made the world and everything in it.

The Bible says that God made light on the first day of Creation. On the second day, He made the sky. On the third day, He made the dry land and the seas. He created grass, trees, and other plants. On the fourth day, He created the sun, moon, and stars.



Read Genesis 1:20-27 to find out what God created next.

These verses tell us that God made fish and birds on the fifth day of Creation. Before this, there had been no fish. There had been no birds flying through the air or singing from the trees.



God created thousands of different kinds of fish. He made colorful fish. He created huge whales and tiny minnows. He made sharks and bass and catfish to swim in the water.

God created birds on the fifth day too. He made tiny hummingbirds and big eagles. He made cheerful chickadees and

Lesson 2

screaming blue jays. He made colorful cardinals and brown sparrows.

On the sixth day of Creation, God made the other animals. He made insects—spiders and crickets and grasshoppers. He made small mice and rabbits and moles. He made big buffalo and moose and lions. He made cattle and sheep and goats.



When God finished making the animals, He saw that they were good.



Circle the correct answer.

1. God made fish on the fifth sixth day of Creation.
2. He made bluebirds on the fifth sixth day of Creation.
3. He made cattle on the fifth, sixth day of Creation.
4. He made crickets on the fifth, sixth day of Creation.
5. He made whales on the fifth sixth day of Creation.



Fill in the blanks.

6. Creation is the time when God created the world.
7. God created the world out of nothing.

Lessons 2, 3

8. The Bible tells us about the Creation.
9. God created fish and birds on the fifth day.
10. He created other animals on the sixth day.
11. God saw that the animals were good.

Lesson 3

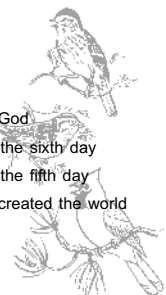
God, Man, and Animals

WE REMEMBER



Match.

1. Creation — a gift from God
2. animals — created on the sixth day
3. fish and birds — created on the fifth day
4. cattle, sheep, and goats — when God created the world



# Lesson 3 (Pages 6-9)

## God, Man, and Animals

### Objectives


1. To define image
2. To define dominion
3. To name two ways man has dominion over animals

Do your students remember which animals were created on the fifth day of Creation? The sixth? Quiz them by having them tell you which day each of these animals was created.


- |                   |                     |
|-------------------|---------------------|
| —monkey (sixth)   | —mosquitoes (sixth) |
| —whale (fifth)    | —squirrels (sixth)  |
| —vulture (fifth)  | —minnows (fifth)    |
| —elephant (sixth) | —crow (fifth)       |

Discuss the differences between man and animals—man has a soul, animals do not; man can think

Lesson 3




God created us in His image. We are special to God. He wants to be our friend. He wants us to obey Him and love Him. He wants us to pray to Him. He gave each of us a soul that will never die. If we love and obey God, we can go to be with Him in heaven.



Animals do not have souls. They are not created in God's image. But that does not mean that animals are not important to God. They are important.

God tells us to have **dominion** over the animals. That means that we can train animals to work for us. Have you ever seen a dog that was trained to bring cows in to the barn? Have you seen horses pulling a wagon?

Training animals to work for us is one way we have dominion over them.



Having dominion over animals also means we care for them. If we have farm animals or pets, we need to take care of them. We give them food and a place to live.

8

Lesson 3

**dominion** (də • mīn • yən). To be in charge of something or have power. *God said man should have dominion over the animals.*

**image** (īm • ij). Something made to look or act like something else.

△ Say these words to someone.

After God created all the animals, He made people. First He made Adam, then Eve. He told them to take care of the earth and the plants that He had made. He told them to care for the animals.

🐦 Read these verses.

“And God said, Let us make man in our image, after our likeness: and let them have dominion over the fish of the sea, and over the fowl of the air, and over the cattle, and over all the earth, and over every creeping thing that creepeth upon the earth. So God created man in his own image, in the image of God created he him; male and female created he them” (Genesis 1:26, 27).

These verses tell us that man was created in God's **image**. That means that God made us like Him. The Bible says that God can see, hear, think, talk, and be happy or sad. We can see, hear, think, talk, and be happy or sad too. We are like God in many ways.

7

Lesson 3

People do not train or care for all animals. God made some animals to be wild. People do not give these animals food or homes. God takes care of them.

🐦 Circle T for true or F for false.

5.  T  F God wants the things He created to bring us happiness.
6.  T  F Image means “something made like a person or thing.”
7.  T  F Animals are not important to God.
8.  T  F We must train and care for all animals.
9.  T  F Each of us has a soul that will never die.

🐦 Follow the directions.

10. Fill in the blanks to show two ways we have dominion over animals.
  - a. We can train animals to do work for us.
  - b. We care for the animals we have.

~~~~~

9

and choose, animals cannot. Point out that what we choose determines our destiny. Be careful not to scare or unsettle your students, but do help them understand the importance of choosing to obey God.

## Section 2 — God Cares for Animals

### Lesson 4 (Pages 10-13)

#### God's Plan for Animals

##### Objectives

1. To define instinct, protect, and camouflage
2. To name some ways animals protect themselves



Read and discuss the Study Words.

### SECTION 2

## GOD CARES FOR ANIMALS

### Lesson 4

### God's Plan for Animals

#### WE REMEMBER



Write the letter of the correct answer.

1. God created fish and birds on the  day of Creation.
  - a. fifth
  - b. sixth
2. God created cattle, sheep, and goats on the  day of Creation.
  - a. fifth
  - b. sixth
3. God made the world out of .
  - a. water
  - b. nothing
4. God told man to have  over the animals.
  - a. dominion
  - b. image
5. God created man in His own .
  - a. dominion
  - b. image

10

#### Lesson 4

### STUDY

**instinct** (ɪn • sɪŋkt). Something God gives to animals that tells them how to do things.

**protect** (prə • tēkt). To keep safe.

**camouflage** (kəm • ə • fləʒh). Something that is hard to see even when it is in plain sight.



Say these words to someone.

#### God Made Each Animal Special

God knew that animals would need food to eat. He knew that they would need places to live. He knew they would need ways to **protect** themselves.

So God made each animal special. Each animal eats certain foods. Each animal lives in a certain place. Each animal has a way to protect itself.

Some animals live in trees. Some live in the water. Some animals live where the weather is cold, and some live where it is hot. God made each animal special for the place it lives.

#### God Gives Each Animal Instinct

How does a squirrel know that it should gather nuts in the fall and store them for winter? How does



11

#### Lesson 4

a woodchuck know how to dig its den? How do birds know how to build their nests?

No person tells the animals how to do these things. They do not need to learn how because God gave them the **instinct**.

#### God Gives Each Animal Protection

God gave each animal a way to protect itself from its enemies. Not all animals have the same kind of protection.


Have you ever gotten stung by a bee or wasp? Stinging is the way they protect themselves. Can you think of other animals that sting?

Some animals are protected by **camouflage**. A rabbit can sit very still in a clump of grass. Its enemies may not see it because of its camouflage.



A rabbit has another kind of protection. It can run very fast to get away from its enemies. Can you think of other animals that run fast?

Tigers have more than one kind of protection too. They live in areas where there is much grass. The stripes on a tiger's back blend with the tall grass. Tigers also have strong teeth and claws.



Can you think of other kinds of protection God gives animals?

12



This lesson discusses ways that God provides, protects, and cares for the animals He has made. Read these Bible verses to the children:

“Behold the fowls of the air: for they sow not, neither do they reap, nor gather into barns; yet your heavenly Father feedeth them. Are ye not much better than they?” (Matt. 6:26)

“Are not two sparrows sold for a farthing? and one of them shall not fall on the ground without your Father. But the very hairs of your head are all numbered. Fear ye not therefore, ye are of more value than many sparrows” (Matt. 10:29-31).

If God cares for the animals so carefully, we can be sure that he will take care of us.



Match.

6. protect \_\_\_\_\_ to keep safe  
 7. instinct \_\_\_\_\_ hard to see  
 8. camouflage \_\_\_\_\_ something God gives animals that tells them how to do things



Fill in the blanks with these words.

live special sting  
 protect food sitting

9. God made each animal special.  
 10. God gave each animal food to eat and a place to live.  
 11. God gave each animal a way to protect itself.  
 12. A wasp's sting is its way to protect itself.  
 13. A rabbit can protect itself by running or sitting still.

## Lesson 5 (Pages 14-17)

### Special Body Parts

#### Objectives

- To name some special body parts God has given ducks
- To name some special body parts God has given elephants
- To name some special body parts God has given bears
- To understand and appreciate God's wisdom in His creation

Review the Study Words from previous lessons: *Creation, dominion, image, instinct, protect, and camouflage*. Can your students give examples of animals with some type of *camouflage*? Can they name some ways of *protection* God has given certain animals? Ask them for examples of animals using the *instincts* God gave them.

#### Lesson 5 Special Body Parts

#### WE REMEMBER

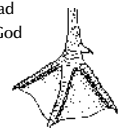
Answer these questions.

1. How does a bird know how to build its nest?  
God gave it the instinct.
2. What is one way an animal can protect itself?  
 Any one:  
running, stinging, camouflage,  
strong teeth and claws

God made each animal special. He gave each animal the kind of body it needs to live in its home. He gave each animal a way to get food. In this lesson, you will read about three animals and some of the special things God gave them.

#### Ducks

Ducks spend much time in the water and swim a lot. God gave them webbed feet to help them swim well. If ducks had claws instead of webbed feet, they could not swim as well.



Ducks have oil that they spread over their feathers. The oil keeps water off of the feathers. It helps keep the ducks warm and dry.

God also gave ducks a layer of down under their outside feathers.