

# SECTION 3

## Lesson 11

### Compound Subjects

*Compound* means that parts have been put together to make something. *Compound words* are two words put together to make a larger word. *Compound sentences* are two sentences put together to make a longer sentence. Can you guess what a **compound subject** is?

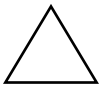
A compound subject is two subjects that go with one verb. They are joined by words like *and* or *or*.

*The trees and flowers are beautiful.*

In this sentence, the compound subject is underlined. The word *and* joins the two subjects.

**STUDY**

**compound subject** (käm' paünd sub' jikt) two subjects that go with one verb.



Say this word to someone.



Match the words to their meanings.

- compound sentence — words put together to make a new word  
compound word — sentences joined to make a longer one  
compound subject — two subjects that go with one verb



**Underline the compound subject in each sentence. Circle the word that joins the two parts of the compound subject.**

2. Jerry and Grace studied hard for their science test.
3. Peas and beans are vegetables.
4. Sunshine and rain make vegetables grow.
5. Joan or Titus may go to town with me.
6. The cat and dog were eating from the same bowl.

---

## ***WE REMEMBER***



**Answer the questions.**

- 7. The four seasons are spring, summer, fall, and winter. Which season do you like best? Why?

*Teacher check*



**Underline the verbs that show action.**

8. Ruth played, was on the porch.
9. The gate is, fell down.



**Put an X on the wrong word. Then write the sentence correctly.**

10. We don't have ~~X~~ apples.

*We don't have any apples.*

- or We ~~don't~~ have no apples.

*We have no apples.*



**Underline the compound sentence.**

11. Jane and Mary saw two falling stars last night.  
Tom went to the park to play ball, but Jerry had chores to do.




**Underline the simple subject once and the simple predicate twice.**

12. Rita's friends came in a few minutes.  
 13. The lonely orphan wished for a home.  
 14. These five photos remind me of our trip to Canada.



**Underline the correct words.**


15. We brought their, **there** children to Bible school.  
 16. **There**, They're waiting for you.  
 17. **Can**, May I go shopping with you?  
 18. Is this your, **you're** sister?  
 19. Please set, **sit** the clothes basket on the bench.



**Answer this homework checklist.**

- |       |  |            |           |
|-------|--|------------|-----------|
| ○ 20. | Did you have homework yesterday?             | <b>yes</b> | <b>no</b> |
|       | Did you tell your parents you had homework?  | <b>yes</b> | <b>no</b> |
|       | Did you finish it before you came to school? | <b>yes</b> | <b>no</b> |

# Penmanship



Write Sentence 9 on page 54.



How is my finger and wrist movement?

Good

Fair

Poor



## S-P-E-L-L-I-N-G

### WORDS TO SPELL 3

hear	years	puddle	grandfather's	didn't
cheer	handle	eagle	grandmother's	isn't
deer	buckle	weren't	August	Aug.



Write the spelling words that have the *ir* sound.

21. *hear* *cheer* *deer* *years*



Write spelling words that are homophones of these words.

22. dear *deer* here *hear*



Write the spelling word that is an abbreviation.

23. *Aug.*



Write the spelling words that have consonant digraphs.

24.

*cheer**grandfather's**grandmother's*

Cut out the Section 3 bookmark.

## Lesson 12

### Past and Present

Verbs tell about the subject. They make sentences interesting. They *sparkle*, *race*, *roar*, *pop*, *sizzle*, and *snap*. They *march*, *lumber*, *skip*, *leap*, and *gallop*.

Some verbs talk about the present. They are called **present tense verbs**. Some present tense verbs do not have suffixes. Others end with the suffix *s* or *es*.

*The girl skips down the sidewalk.*

*The children play softball at every break.*


*This rubber band stretches across the aisle.*

Other verbs tell about the past. They are called **past tense verbs**. Most past tense verbs are spelled with the suffix *ed*.

*The girl skipped down the sidewalk.*

*The children played softball at break time.*

*The rubber band stretched across the aisle.*



Lesson 12



**Underline the verbs. Circle PA for past tense or PR for present tense.**

- |  |      |      |
|--|------|------|
| 1. James <u>followed</u> his leader through the woods. | (PA) | PR   |
| 2. All the children <u>enjoy</u> art class.            | PA   | (PR) |
| 3. She <u>closed</u> the door quietly.                 | (PA) | PR   |
| 4. The dog <u>acted</u> strangely.                     | (PA) | PR   |
| 5. He <u>answers</u> his questions carefully.          | PA   | (PR) |
| 6. Susie <u>smiled</u> at her friend.                  | (PA) | PR   |

---

## WE REMEMBER



**Match the phrases to the words.**

- |   |   |        |
|---|---|--------|
| 7. an action verb                       | — | verb   |
| a verb that does not show action        | — | gallop |
| a word that tells what the subject does | — | were   |



**Check the box before each good homework habit.**

8.  Tell your parents when you have homework.  
 Plan to finish it tomorrow before going to school.  
 Try to find a quiet place to do your homework.  
 Study for two hours, then take a five minute break.



**Put an X on the mistake. Write the correct word in the box.**

9. We ~~was~~ on the mountain yesterday.

were



Draw a line between the complete subject and the complete predicate. Underline the simple subject once and the simple predicate twice.


10. The little girl | skipped down the street.
11. Marietta | tapped me on the shoulder.



Underline the compound subject. Circle the word that joins the parts.

12. Did the cakes or pies sell better?
13. The bushes and flowers were covered with snow.

## Penmanship




You have been writing cursive for awhile now. You should be writing faster and neater than you used to.



Write Sentence 10 on page 54 of your LightUnit.

- Is my writing improving, Teacher?

Good      Fair      Poor



## S-P-E-L-L-I-N-G



Write contractions for the words.

14. is not isn't      were not weren't

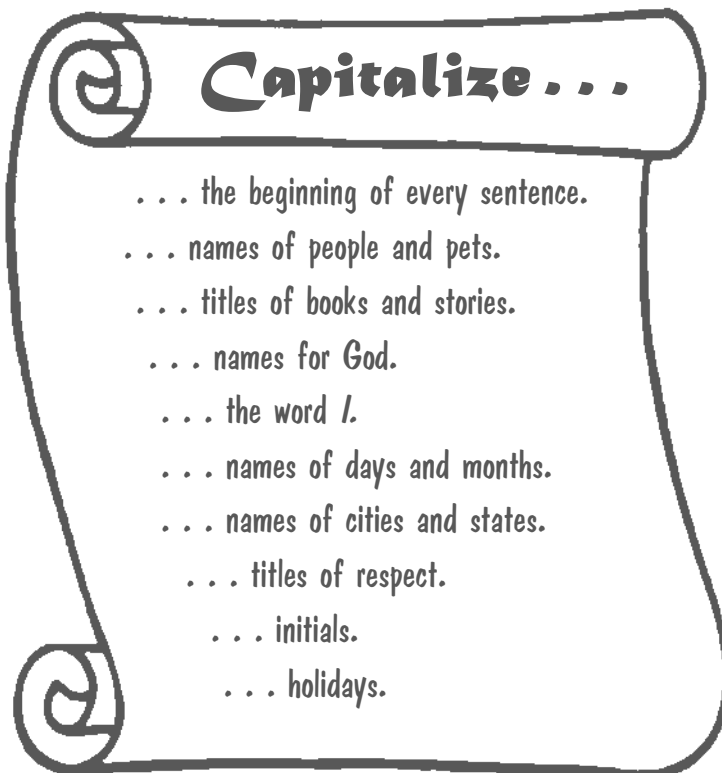


Write spelling words in the blanks.

15. The children had fun playing in the water puddle.
16. August is a hot time of the year in North America.
17. It is important to handle a baby carefully.
18. How many years did you go to school?
19. Grandmother's cookies didn't last long.

## Lesson 13

### Books of the Bible



Look at the table of contents in your Bible. How does the name of each book begin? Each name begins with a capital letter.

Galatians  
Hebrews  
Jude